

# *Miller*

FINE BATHROOM INTERIORS



FURNITURE AND ACCESSORIES 2018

## *A good morning. And an equally good night.*

The morning is full of anticipation. At night it is filled by a relaxing calm. The bathroom has an important role for all – for both the large and the small family. Therefore it is important that the bathroom spreads that extra feeling of comfort that makes us feel good.

But we are all unique, with different tastes and needs and desire a bathroom that is adapted to our own personality. Freedom of choice from our wide range of bathroom furniture and accessories gives you the chance to realise your own dreams.



### **Brooklyn 14**

Clean, sharp and soft lines. Fronts are recessed to fit flush within the cabinets. Minimalistic design with deep storage possibilities.

### **Ceramic 90**

The wonderful feeling of carefully selected ceramic, and the knowledge that there is a basin that suits both your personality and the furniture you have chosen from our rich offering. Choose the most beautiful shape – and enjoy!



### **Bathroom Accessories 96**

The perfect way to finish your bathroom is with the addition of one of Miller's beautiful accessory collections. Thoughtfully designed to compliment our furniture, there are many stylish and innovative solutions to choose from.



### **Kensington 24**

Soft bevelled edges and beautifully framed fronts. Kensington combines classic elegant furniture with modern storage and basin possibilities. Modern beauty for a long lasting fine bathroom.



*Miller*

FINE BATHROOM INTERIORS





## New York 34

Smooth doors and drawers.




## London 52

Framed doors and drawers.



## Traditional 1903 68

Back to beauty. The classic design creates a safe and warm feeling for your moments in the bathroom. Hand-worked details and rounded arches along the classic English wash-basin provide a luxurious and romantic feel to everyday life.



## Taps 93

The mixer must not only withstand hard work - it should be stylish too. You can easily find a suitable and stylish model among our mixers, all in their chrome elegance.



## Stockholm Accessories 126

- 14 Brooklyn
- 24 Kensington
- 34 New York
- 52 London
- 68 Traditional 1903
- 76 Mirrors, Mirrored Cabinets and Storage - to complement our furniture collections
- 90 Ceramic
- 93 Taps
- 94 Handles
- 96 Bathroom Accessory Collections
- 142 Material and Care
- 144 Fixing Instructions



# *Your way. The Miller Way.*


Given how much time your family spends in the bathroom you deserve something extra. As a timeless and beautiful design, just like your family, it becomes more beautiful with age. Added care is given to the selected materials and finish, along with all the little details that make the products so beautiful. And not least, the choice that will give you the bathroom you really desire.

We believe that it is important your whole family enjoys dealing with us, as we ourselves are a family business that for five generations has delivered quality, authenticity and tradition. We believe that your family deserves a good quality of life, even in the bathroom. We call it the Miller Way.



## Tradition

In 1903, two brothers, Justus and Fritz Miller started casting furniture fittings in little Printzeryd in Sweden. They were skilled craftsmen who took great care with the fittings they supplied to make sure that they were of the highest quality. Today, over 100 years later, that same philosophy stands and with the business still under the Miller's ownership, and the family remains fully committed to the production of high quality, visually stunning products which stand the test of time.



## Feel

A bathroom should be filled with a feeling of peace and tranquility. Perfectly clean in form & design for the eyes and the feeling in your fingers when you touch wood or porcelain. Everything should shout quality in every detail - when you pull out a drawer or when opening a cabinet. It also needs good storage options - there is a sense of calm knowing that everything has its place.

The bathroom is full of good sense, it is a lot easier for you to meet your smile when you look in the mirror...







*‘Beneath the surface there are all those little details that become more important over the years’*

We know the surface is important in bathrooms. That’s the first thing your eyes see when you enter the room. A beautiful wall cabinet, the clean lines of a vanity unit, an elegantly shaped porcelain sink creates that special first impression. But it’s once you get to know your bathroom a little closer you will appreciate our attention to detail. Beneath the surface there are all those little details that become more important over the years.

We select wood with beautiful veining and finish with hard wearing, protective lacquer. We are careful to design drawers and doors which always open and close smoothly. We have thought about the extra storage that will be practical and functional. Everything we design is for a long lasting friendship. This is when the small details combine with the beautiful surfaces to give you a special bathroom – the Miller Way.



4th and 5th generation Miller

## *Higher standard Guaranteed*

It's difficult to explain the feeling, when something feels really good inside and out. We constantly work on improving the small details which ultimately makes our bathroom furniture better.

Details that might not always be visible but after years of use the feeling becomes obvious. Miller offers a guaranteed higher standard without adding extra. Room for feelings – the Miller Way.



Open and close to feel the quality. We use only the best rails and fittings with our furniture.



Edges and fronts of both drawers and doors are of 19 mm thickness. This gives a solid and longer lasting impression.



Fully extendable, soft closing drawers. Dividers made from solid oak. Anti-slip mats and straight insides gives you optimal storage.



High drawers are equipped with a retaining bar that keeps tall bottles and for instance electric tooth brushes in place.





The hinges on the double sided mirror doors are fully adjustable in all directions and soft closing.



Genuine ceramic of highest quality. See page 10 for several options of full cover basins.




Conscious choices of material give you a sustainable product with the best finish.



Mirror Cabinets and Mirrors in several sizes with efficient, elegant and dimmable LED lighting.



Plenty of options for optimal storage.



Centre divider in our bathroom cabinets gives stability and flexibility when it comes to the placement of the shelves.

# *A brighter future starts in your bathroom*

Linear LED is energy saving yet very powerful. The vertical lights reduce shadow casting and gives you the perfect mirror reflection.

The built in touch sensor lets you control the amount of light you want – and thanks to the built in memory the Linear LED remembers your preference until next time it's turned on.

Functional, practical and beautiful – the thin LED light bars shine both forward and inward on the cabinets and makes sure you have a bright time in the bathroom.



Linear LED Mirror Cabinets are available in 40, 60, 80 and 100 cm.




Down Light Linear Led.






Linear LED mirror 40. Also available in 60, 80 and 100 cm.



Technically powerful LED lighting creates bright lines with better colour reproduction. Perfect for makeup.



Down lighting is an option that provides an effective lighting over the basin.



Control the brightness with a touch sensor. Linear LED memorises the latest desired brightness when switched on and off.



Light shines both forward and inward on cabinets.



The lighting is integrated into the cabinet sides and measures 16 mm x 16 mm.

## *Powerful beauty lasts longer*

Select your personal expression for a brighter morning and evening. Our featured basin choices in ceramic are tailored to our vanity units in the Brooklyn, Kensington, London and New York collections.

4 shapes x 4 sizes:  
60, 80, 100 and 120 cm.  
Comprehensive solutions for  
an individual bathroom.



D-shape 80 cm



Oval 100 cm



Velca 100 cm



Rectangular 80 cm





60



80



100



120

## D-Shape

One of our most popular basins because of the countertop and good bowl depth. The depth of the bowl is approximately 135 mm. Available in 60, 80, 100 and 120 cm.



60



80



100



120

## Velca

Our latest addition - a modern basin with an exciting design and a slightly higher ceramic edge. Wide countertop in the back, 120 mm and a deeper bowl - 135 mm. Available in 60, 80, 100 and 120 cm.



60



80



100



120

## Rectangular

With clean lines and a stylish shape this basin give an exciting touch in the modern bathroom. Spacious countertop and a slightly more shallow bowl - 100 mm. Available in 60, 80, 100 and 120 cm.



60



80



100



120

## Oval

A classic round shape gives a soft impression for the contemporary bathroom. Spacious countertops with a bowl depth of 100 mm. Available in 60, 80, 100 and 120 cm.



D-Shape 60



Velca 60



Rectangular 60



Oval 60

## Natural Worktops

You can feel it with your fingers, and you see it with your eyes. A feeling of beauty that is sustainable for both the test of time - and your eyes desire. Choose your personal favourite from among our counter tops, grey Swedish Granite, black Diabase, white/grey Carrara Marble, solid Ash with a white hardwax oil and Quartz Stone - Royal Reef with a limestone effect or Black Tebas.

Solid work tops with a slightly bevelled edge gives a beautiful finger-tip feeling finish. Worktops can be selected to complement Brooklyn, Kensington, London and New York.



### Variation in appearance

Our stone worktops are made of genuine stone, which means that colour and texture vary from rock to rock. It helps you to create a natural and personal charm in your new bathroom. To make a durable surface, all of our worktops are treated.



Solid Ash

### Solid Ash

Wood is a living material which ages with dignity. When taken care of, a work top in solid wood just becomes more beautiful over the years. Our ash work tops are white pigmented and treated with three layers of hardwax.



Quartz Stone - Royal Reef ("limestone effect")



Quartz Stone - Black Tebas

### Quartz Stone

"Silestone" quartz stone has a sophisticated look and feel along with the weight of natural stone. In many regards, it has a higher quality. It consists of up to 94% of natural quartz which is very resistant.





Granite

## Swedish Granite

Our beautiful grey Bohus granite comes from Bohuslän. There they have for centuries quarried the stone which is both durable and beautiful, because even if the granite is the most common rock type on earth, each stone is unique with its own grain and character. A natural beauty that lives a long time - for both your bathroom and life ...



Black Diabase

## Black Diabase

Diabase, or "black granite" as it is sometimes mistakenly called, can be seen in the black streaks in the mountains around Sweden. It is a dense and hard rock that stands up to everything. The satin black surface gives the bathroom a feeling of both luxury and pleasure.



Carrara Marble

## Carrara Marble

This classic marble from Italian Carrara has been a favourite among architects and sculptors since the Roman Empire's glory days. Charm, feel, style and classic beauty - and much more durable now thanks to our stone work tops water resistance.



Carrara Marble with integrated ceramic basin for the furniture collections Brooklyn and Kensington.

# BROOKLYN

60, 80, 100 cm

Smooth doors and drawers

Recessed doors and drawers



Clean lines and unmistakable finesse. Our new Bathroom Collection Brooklyn combines the calm and clean Scandinavian design with the pulse of the modern city. You feel it with your fingers on the soft bevelled edges and the beautiful finish of the craftsmanship. You see it with your own eyes in the thoughtful details and the cool design with recessed doors and drawers.

Simply a bathroom that provides comfortable relaxation and necessary peace in an exciting life. Modern colour scale - friendly white and tasteful dark grey - adds a further dimension. Wall hung vanities and storage provides extra space for your new, more beautiful life.

**Brooklyn 100**  
Bathroom Cabinet 55L-2  
Down Light DL2  
Vanity 698-2  
Basin 122W1  
Tap 1940B  
Storage 693H-2  
Accessories Bond Black






The vanity sides have slightly bevelled edges for a more neat impression. Recessed soft closing doors and drawers.



Spacious storage cabinet with adjustable wooden shelves for optimized storage.



Linear Led Mirror Cabinet with down lights.



Everything has its place. Fully extendable and simultaneously soft closing drawers in all our vanities. Removable insert made of solid oak.



**Brooklyn 100**  
Mirror 62-9  
Top Light L102  
Vanity 698-9  
Basin 122W1  
Tap 1940B  
Storage 693H-9  
Accessories Bond Black






Choose between full cover ceramic basins or worktops with ceramic basins. Black Tap 1940B.



Stone Worktop black Diabase. Black Tap 1941B.



Put your own touch to the furniture with our selection of handles.  
Handle 93800 c/c 228 mm



Sides are slightly bevelled on the outside to create a sleek and slim look.  
Doors and drawers are recessed.

## FURNITURE COLLECTION BROOKLYN

Smooth doors and drawers.  
Available in white and dark Grey.

Soft closing drawers and doors. The drawers are sturdy, fully expandable and fitted with anti-slip mats. Vanity unit top drawers have compartments in solid oak that can be easily lifted out for cleaning. Vanity bottom drawers are fitted with an adjustable bar to stop larger items from moving.

For your vanity you can choose between a full cover basin, stone worktop with integrated basin or a worktop with basin. See options below.


Complete the look with our range of taps and handles to add your own finished character to the bathroom furniture.

The furniture is delivered fully assembled.

Vanity size:

60, 80, 100 cm

Colour



White



Dark Grey

Drawer Vanities in four ways:



1. Drawer Vanity with full cover basin
2. Drawer Vanity with stone worktop and integrated ceramic basin
3. Drawer Vanity with worktop, basin and tap mounted on the worktop
4. Drawer Vanity with worktop and basin with tap mounted on the basin


Full Cover Ceramic Basins in 4 shapes



Stone Worktop with integrated ceramic basin



Stone Worktop



Carrara Marble



Black Diabase




Grey Granite

Worktop Quartz Stone



Quartz



Quartz

Basin for worktop, tap mounted on the work top



Basins for worktop, tap mounted on the basin



Our bathroom furniture has a 10 year guarantee



## DETAILS BROOKLYN

Symbol shows that this feature is optional. **T**



**Fully extendable**, soft closing drawers. Tall drawers and lower drawer in the double vanity are equipped with an adjustable retaining bar that keeps bottles in place.



**Top Drawer** is equipped with a removable divider in solid oak.



**Anti slip mats** in vanity units and storage cabinet drawers.



Tap mounted on the worktop – is one of the many options available.



**4 x shapes** of full cover ceramic basins to choose from. D-shaped basin 100 cm is shown on the above image.  
**Code no. 122W1**



**Practical** storage solutions for you to choose from.



**Drawers have straight insides** which allows you to take advantage of the entire surface.



**Bathroom Cabinet** 60, 80, 100, 120 are equipped with a centre divider in wood that gives a more flexible placement of the glass shelves.



**Dimmable Energy efficient top light** with a neutral white light. Combine with matching down light.  
**Option code no. L102**



**LED Down light** that gives a white natural shine.  
**Option code no. DL2**



**Linear LED Bathroom Cabinet** dimmable lit bars. Energy efficient LED lighting with a white neutral sheen. Complete with **matching Down Light** code no. DL2.



**Sides are slightly bevelled.** Fronts are recessed. Black leather handle with chrome detail  
**code no. 95042**



Colour **dark grey**



Colour **white painted**



**Handles and knobs.** Choose between various finishes, shapes and sizes to create your personal touch.



**Taps.** You can easily find a suitable and stylish favourite among our taps.

## FURNITURE COLLECTION BROOKLYN

Vanity units are fitted with mounting rails and brackets for easy adjustment and quick installation. Drawer fronts are adjustable in all directions. Fully extending drawers with soft close mechanism.


The drawers include an anti slip mat and removable wooden dividers in solid oak.

Lower drawers in vanities are equipped with a retaining bar. Vanity units, basins, taps and handles are priced separately.

Choose between full cover basin, stone work top with integrated basin or work top with basin. All furniture is delivered fully assembled.

Read more about the Miller Way on [www.millerbathrooms.co.uk](http://www.millerbathrooms.co.uk)

### Colour



White






Dark Grey

### Vanity sizes


60, 80, 100 cm

### Vanity with full cover ceramic basin

Size 60, 80, 100 - price separately for vanity, basin and tap.

60 Brooklyn	80 Brooklyn	100 Brooklyn
		
Size vanity W590 x H625 x D448 mm Basin size see each model below	Size vanity W790 x H625 x D448 mm Basin size see each model below	Size vanity W990 x H625 x D448 mm Basin size see each model below
<b>Vanity unit 2 drawers</b> White <b>688-2</b> £625 Dark Grey <b>688-9</b> £625 Optional Handles page 94	<b>Vanity unit 2 drawers</b> White <b>689-2</b> £670 Dark Grey <b>689-9</b> £670 Optional Handles page 94	<b>Vanity unit 2 drawers</b> White <b>698-2</b> £745 Dark Grey <b>698-9</b> £745 Optional Handles page 94
<b>Basins</b> Basin for 60 vanity W605 x D455 mm D-shape <b>120W1</b> £295 Rectangular <b>110W1</b> £295 Oval <b>124W1</b> £295 Velca <b>128W1</b> £295	Basin for 80 vanity W805 x D455mm D-shape <b>121W1</b> £385 Rectangular <b>111W1</b> £385 Oval <b>125W1</b> £385 Velca <b>129W1</b> £385	Basin for 100 vanity W1005 x D455 mm D-shape <b>122W1</b> £440 Rectangular <b>113W1</b> £440 Oval <b>126W1</b> £440 Velca <b>130W1</b> £440

### Ceramic Basins in Four Shapes

D-shape	Rectangular	Oval	Velca
			
Max. depth bowl 135 mm	Max. depth bowl 100 mm	Max. depth bowl 100 mm	Max. depth bowl 135 mm
			
Height 35 mm	Height 50 mm	Height 50 mm	Height 110 mm

Images of basins in all sizes are available on page 90. Measurements are for guidance only, exact measurement should be measured on the delivered basin.











## Vanity with stone work top and integrated ceramic basin

Size 60, 80, 100

Stone work top with integrated ceramic basin - price separately for vanity, worktop with integrated ceramic basin and tap.

<p>60 Brooklyn</p>  <p>Size vanity without work top W590 x H625 x D448 mm</p>	<p>80 Brooklyn</p>  <p>Size vanity without work top W790 x H625 x D448 mm</p>	<p>100 Brooklyn</p>  <p>Size vanity without work top W990 x H625 x D448 mm</p>																																													
<p>Vanity unit 2 drawers</p> <table> <tr> <td>White</td> <td><b>688-2T</b></td> <td>£625</td> </tr> <tr> <td>Dark Grey</td> <td><b>688-9T</b></td> <td>£625</td> </tr> </table> <p>Optional Handles page 94</p> <p><b>Choose stone worktop with integrated ceramic basin</b></p> <p>Worktop for 60 vanity</p> <table> <tr> <td>Marble</td> <td><b>134W/600M</b></td> <td>£1699</td> </tr> <tr> <td>Granite</td> <td><b>134W/600G</b></td> <td>£1599</td> </tr> <tr> <td>Diabase</td> <td><b>134W/600D</b></td> <td>£1699</td> </tr> </table> <p>Price incl.integrated ceramic basin Size worktop W595 x D455 x H30 mm</p>	White	<b>688-2T</b>	£625	Dark Grey	<b>688-9T</b>	£625	Marble	<b>134W/600M</b>	£1699	Granite	<b>134W/600G</b>	£1599	Diabase	<b>134W/600D</b>	£1699	<p>Vanity unit 2 drawers</p> <table> <tr> <td>White</td> <td><b>689-2T</b></td> <td>£670</td> </tr> <tr> <td>Dark Grey</td> <td><b>689-9T</b></td> <td>£670</td> </tr> </table> <p>Optional Handles page 94</p> <p>Worktop for 80 vanity</p> <table> <tr> <td>Marble</td> <td><b>134W/800M</b></td> <td>£1799</td> </tr> <tr> <td>Granite</td> <td><b>134W/800G</b></td> <td>£1699</td> </tr> <tr> <td>Diabase</td> <td><b>134W/800D</b></td> <td>£1799</td> </tr> </table> <p>Price incl.integrated ceramic basin Size worktop W795 x D455 x H30 mm</p>	White	<b>689-2T</b>	£670	Dark Grey	<b>689-9T</b>	£670	Marble	<b>134W/800M</b>	£1799	Granite	<b>134W/800G</b>	£1699	Diabase	<b>134W/800D</b>	£1799	<p>Vanity unit 2 drawers</p> <table> <tr> <td>White</td> <td><b>698-2T</b></td> <td>£745</td> </tr> <tr> <td>Dark Grey</td> <td><b>698-9T</b></td> <td>£745</td> </tr> </table> <p>Optional Handles page 94</p> <p>Worktop for 100 vanity</p> <table> <tr> <td>Marble</td> <td><b>134W/1000M</b></td> <td>£1899</td> </tr> <tr> <td>Granite</td> <td><b>134W/1000G</b></td> <td>£1799</td> </tr> <tr> <td>Diabase</td> <td><b>134W/1000D</b></td> <td>£1899</td> </tr> </table> <p>Price incl.integrated ceramic basin Size worktop W995 x D455 x H30 mm</p>	White	<b>698-2T</b>	£745	Dark Grey	<b>698-9T</b>	£745	Marble	<b>134W/1000M</b>	£1899	Granite	<b>134W/1000G</b>	£1799	Diabase	<b>134W/1000D</b>	£1899
White	<b>688-2T</b>	£625																																													
Dark Grey	<b>688-9T</b>	£625																																													
Marble	<b>134W/600M</b>	£1699																																													
Granite	<b>134W/600G</b>	£1599																																													
Diabase	<b>134W/600D</b>	£1699																																													
White	<b>689-2T</b>	£670																																													
Dark Grey	<b>689-9T</b>	£670																																													
Marble	<b>134W/800M</b>	£1799																																													
Granite	<b>134W/800G</b>	£1699																																													
Diabase	<b>134W/800D</b>	£1799																																													
White	<b>698-2T</b>	£745																																													
Dark Grey	<b>698-9T</b>	£745																																													
Marble	<b>134W/1000M</b>	£1899																																													
Granite	<b>134W/1000G</b>	£1799																																													
Diabase	<b>134W/1000D</b>	£1899																																													
 <p>Total size work top W595 x D455 x H30 mm Ceramic W490 x D320 mm. Max depth bowl 160 mm</p>	 <p>Total size work top W795 x D455 x H30 mm Ceramic W490 x D320 mm. Max depth bowl 160 mm</p>	 <p>Total size work top W995 x D455 x H30 mm Ceramic W490 x D320 mm. Max depth bowl 160 mm</p>																																													

### Genuine stone work top 30 mm with integrated ceramic basin



Carrara Marble



Grey Swedish Granite



Black Diabase



The basin is integrated in the stone worktop which gives a 10 mm thin stone edge on the inside even though the stone worktops are 30 mm.

## Vanity with work top and basin, tap mounted on the basin

Size 60, 80, 100 - price separately for vanity, basin and tap.

60 Brooklyn	80 Brooklyn	100 Brooklyn
		
Size vanity without work top W590 x H625 x D448 mm Basin size see each model below	Size vanity without work top W790 x H625 x D448 mm Basin size see each model below	Size vanity without work top W990 x H625 x D448 mm Basin size see each model below
<i>Vanity unit 2 drawers</i> White <b>688-2T</b> £625 Dark Grey <b>688-9T</b> £625 <i>Optional</i> Handles page 94	<i>Vanity unit 2 drawers</i> White <b>689-2T</b> £670 Dark Grey <b>689-9T</b> £670 <i>Optional</i> Handles page 94	<i>Vanity unit 2 drawers</i> White <b>698-2T</b> £745 Dark Grey <b>698-9T</b> £745 <i>Optional</i> Handles page 94
<b>Worktop</b> <i>Worktop for 60 vanity</i> Marble <b>600M</b> £620 Granite <b>600G</b> £620 Diabase <b>600D</b> £720 Royal Reef <b>600R</b> £465 Black Tebas <b>600N</b> £465 <i>Size worktop W595 x D455 mm</i> <i>For height see each work top</i>	<i>Worktop for 80 vanity</i> Marble <b>800M</b> £720 Granite <b>800G</b> £720 Diabase <b>800D</b> £825 Royal Reef <b>800R</b> £495 Black Tebas <b>800N</b> £495 <i>Size worktop W795 x D455 mm</i> <i>For height see each work top</i>	<i>Worktop for 100 vanity</i> Marble <b>1000M</b> £825 Granite <b>1000G</b> £825 Diabase <b>1000D</b> £979 Royal Reef <b>1000R</b> £565 Black Tebas <b>1000N</b> £565 <i>Size worktop W995 x D455 mm</i> <i>For height see each work top</i>

### Genuine stone worktop 30 mm

Up to 6 weeks delivery




Carrara Marble  
Height 30 mm

Grey Granite  
Height 30 mm

Black Diabase  
Height 30 mm

### Worktop quartz stone 20 mm

Up to 8 weeks delivery



Quartz - Royal Reef  
Height 20 mm

Quartz - Black Tebas  
Height 20 mm

### Ceramic basins in four shapes

<b>116W1</b> £410 <b>117W1</b> £435 <b>171W1</b> £259 <b>173W1</b> £259	<b>116W1</b>	<b>117W1</b>	<b>171W1</b>	<b>173W1</b>
<i>For more information on each basin please see page 90</i>				
				
	W500 x D495 x H180 mm	W680 x D500 x H180 mm	Ø460 x H180 mm	W550 x H130 x D450 mm



## Vanity with work top and basin, column tap mounted on the worktop

Size 60, 80, 100 - price separately for vanity, basin and tap.

60 Brooklyn	80 Brooklyn	100 Brooklyn
		
Size vanity without work top W590 x H625 x D448 mm Basin size see each model below	Size vanity without work top W790 x H625 x D448 mm Basin size see each model below	Size vanity without work top W990 x H625 x D448 mm Basin size see each model below
<i>Vanity unit 2 drawers</i> White <b>688-2T</b> £625 Dark Grey <b>688-9T</b> £625 <i>Optional</i> Handles page 94	<i>Vanity unit 2 drawers</i> White <b>689-2T</b> £670 Dark Grey <b>689-9T</b> £670 <i>Optional</i> Handles page 94	<i>Vanity unit 2 drawers</i> White <b>698-2T</b> £745 Dark Grey <b>698-9T</b> £745 <i>Optional</i> Handles page 94
<b>Worktop</b> <i>Worktop for 60 vanity</i> Marble <b>600M-X</b> £620 Granite <b>600G-X</b> £620 Diabase <b>600D-X</b> £720 Royal Reef <b>600R-X</b> £465 Black Tebas <b>600N-X</b> £465 <i>Size worktop W595 x D455 mm</i> <i>For height see each worktop</i>	<i>Worktop for 80 vanity</i> Marble <b>800M-X</b> £720 Granite <b>800G-X</b> £720 Diabase <b>800D-X</b> £825 Royal Reef <b>800R-X</b> £495 Black Tebas <b>800N-X</b> £495 <i>Size worktop W795 x D455 mm</i> <i>For height see each worktop</i>	<i>Worktop for 100 vanity</i> Marble <b>1000M-X</b> £825 Granite <b>1000G-X</b> £825 Diabase <b>1000D-X</b> £979 Royal Reef <b>1000R-X</b> £565 Black Tebas <b>1000N-X</b> £565 <i>Size worktop W995 x D455 mm</i> <i>For height see each worktop</i>

**NOTE -X, choose hole pattern,** ex. 600M-V is a 60 cm marble worktop with tap hole to the left of the basin  
ex. 600D-H is a 60 cm diabase worktop with tap hole to the right of the basin

### Genuine stone worktop 30 mm

Up to 6 weeks delivery



Carrara Marble  
Height 30 mm



Grey Granite  
Height 30 mm



Black Diabase  
Height 30 mm

### Worktop quartz stone 20 mm

Up to 8 weeks delivery



Quartz - Royal Reef  
Height 20 mm



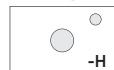
Quartz - Black Tebas  
Height 20 mm

### Hole Pattern

The tap is placed to the right or to the left of the basin on the worktop.

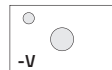


to the right -H




add a -H after the  
worktop code no.  
ie: 600M-H

to the left -V



add a -V after the  
worktop code no.  
ie: 600M-V

### Ceramic basins



**133W** £275

Ø390 x H150 mm  
Max. depth bowl 130 mm

**132W** £275

W390 x D390 x H130 mm  
Max. depth bowl 95 mm

### Taps for basin 133W and 132W

Chrome **1941C** £395  
Matt Black **1941B** £595  
Brass **1941MP\*** £395

Total height tap: 302 mm  
Price incl. free flow waste = always open

\* Polished untreated brass,  
surface changes over time

For more information about taps  
see page 93.



# KENSINGTON

60, 80, 100 cm

Decorative framed mirror doors and drawers

Floor standing or Wall hung



New times need new elegance - as well as a splash of classical beauty. Our new bathroom collection Kensington unites timeless beauty with a new era of design. The slightly bevelled sides, the beautiful well-designed frame mirrors, the care in every detail and the beautiful finish fills your bathroom with new, beautiful feelings.

Choose from a sleek rustic floor standing vanity with plinth or make use of the space in your bathroom with a beautiful wall-mounted vanity. Enjoy the choice between fashion colours white or dark grey or combine. Kensington surprises with plenty of space for both style and feel.

Kensington 80  
Mirror Cabinet 54L-9  
Decorative top for Mirror Cabinet 06-454-9  
Down Light DL2  
Vanity 489-9  
Worktop with Basin 134W/800M  
Tap 1940C  
Storage 495V-9  
WC 794W, Seat 348-4  
Accessories Stockholm/Classic





Stone worktop with integrated basin. Available in 60, 80 and 100 cm. Choose between Italian Carrara Marble, black Diabase and grey Granite.



The basin is recessed in the stone work top which gives a 10 mm thin stone edge on the inside even though the stone worktops are 30 mm.



Kensington vanity units and storage units are available as floor standing with a plinth for a solid built impression. Alternatively as a wall hung option.



With different handles you can create your personal touch. Above is knob 93810 Ø30 mm.



The wall hung vanities feature a decorative bottom plate.



Wall hung vanity 60 with a Carrara Marble worktop.



A storage cabinet that gives more room and takes less space.



Adjustable wooden shelves in combination with drawers for optimal storage.



Choose between four different full cover ceramic basins. Image shows basin 121W1 D-shape 80 cm. Tap 1940MP cover cap 110W1-190-A and handle 94649 c/c 224 mm in polished brass. Accessories Bond untreated brass.



Floor standing vanity 80 with linear led 80 Mirror Cabinet.  
Classic wall hung WC 794W with seat 348-2



The basin is recessed in the stone work top which gives a 10 mm thin stone edge on the inside even though the stone worktops are 30 mm.



The plinth gives a solid built feel. The front is removable to ease cleaning under the vanity.



## FURNITURE COLLECTION KENSINGTON

Decorative framed mirror doors and drawers. Choose between floor standing or wall hung. Available in white and dark grey.

Soft closing drawers and doors. The drawers are sturdy, fully expandable and fitted with anti-slip mats. Vanity bottom drawers are fitted with an adjustable bar to stop larger items from moving.

For your vanity you can choose between a full cover basin, stone worktop with integrated basin or a worktop with basin. See options below.


Complete the look with our range of taps and handles to add your own finished character to the bathroom furniture.

The furniture is delivered fully assembled.

Vanity size:

60, 80, 100 cm

Colour



White



Dark Grey

Drawer Vanities in four ways:



1. Drawer Vanity with full cover basin
2. Drawer Vanity with stone worktop and integrated ceramic basin
3. Drawer Vanity with worktop, basin and tap mounted on the worktop
4. Drawer Vanity with worktop and basin with tap mounted on the basin

Full Cover Ceramic Basins in 4 shapes




Stone Worktop with integrated ceramic basin




Stone Worktop

Worktop Quartz Stone



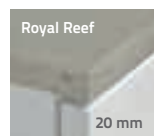
Carrara Marble



Black Diabase



Grey Granite



Quartz



Quartz

Basin for worktop, tap mounted on the work top



Basins for worktop, tap mounted on the basin



Our bathroom furniture has a 10 year guarantee

## DETAILS KENSINGTON

Symbol shows that this feature is optional. **T**



**Fully extendable**, soft closing drawers. Tall drawers and lower drawer in the double vanity are equipped with an adjustable retaining bar that keeps bottles in place.



**Top Drawer** is equipped with a removable divider in solid oak. **Anti slip mats** in vanity units and storage cabinet drawers.




**Wall hung furniture** give a more modern look. Wooden bottom plate frames the furniture.



The plinth gives the furniture a solid built feeling. The front is removable for easy cleaning. Choose **floor standing** vanity with plinth or **wall hung** vanity.



**4 x shapes** of full cover ceramic basins to choose from. D-shaped basin 100 cm is shown on the above image. **Code no. 122W1**




**Practical** storage solutions for you to choose from.



**Drawers have straight insides** which allows you to take advantage of the entire surface.



**Bathroom Cabinet 60, 80, 100, 120** are equipped with a centre divider in wood that gives a more flexible placement of the glass shelves.



**Dimmable Energy efficient top light** with a neutral white light. Combine with matching down light. **Option code no. L102**



**LED Down light** that gives a white natural shine. **Option code no. DL2**



**Linear LED Bathroom Cabinet** dimmable lit bars. Energy efficient LED lighting with a white neutral sheen. Complete with **matching Down Light** **code no. DL2**.




**Sides are slightly bevelled.** Fronts are recessed.




Decorative **framed mirror doors** and fronts.



**Integrated ceramic basin** is one of the options for Kensington vanities.



**Handles and knobs.** Choose between various finishes, shapes and sizes to create your personal touch.



**Taps.** You can easily find a suitable and stylish favourite among our taps.

## FURNITURE COLLECTION KENSINGTON

Vanity units are fitted with mounting rails and brackets for easy adjustment and quick installation. Drawer fronts are adjustable in all directions. Fully extending drawers with soft close mechanism.


The drawers include an anti slip mat and removable wooden dividers in solid oak.

Lower drawers in vanities are equipped with a retaining bar. Vanity Units, basins, taps and handles are priced separately.

Choose between full cover basin, stone worktop with integrated basin or worktop with basin. All furniture is delivered fully assembled.

Read more about the Miller Way on [www.millerbathrooms.co.uk](http://www.millerbathrooms.co.uk)

### Colour



White









Dark Grey

### Size Vanity



60, 80, 100 cm

### Vanity with full cover ceramic basin

Size 60, 80, 100 - floorstanding or wall hung - price separately for vanity, basin and tap.

<p><b>60 floorstanding</b></p>  <p>Size vanity W610 x H802 x D458 mm Basin size see each model below</p>	<p><b>80 floorstanding</b></p>  <p>Size vanity W810 x H802 x D458 mm Basin size see each model below</p>	<p><b>100 floorstanding</b></p>  <p>Size vanity W1010 x H802 x D458 mm Basin size see each model below</p>																																													
<p><i>Vanity floorstanding 2 drawers</i></p> <table> <tr> <td>White</td> <td><b>488-2</b></td> <td>£975</td> </tr> <tr> <td>Dark Grey</td> <td><b>488-9</b></td> <td>£975</td> </tr> <tr> <td>Optional Handles</td> <td colspan="2">page 94</td> </tr> </table>	White	<b>488-2</b>	£975	Dark Grey	<b>488-9</b>	£975	Optional Handles	page 94		<p><i>Vanity floorstanding 2 drawers</i></p> <table> <tr> <td>White</td> <td><b>489-2</b></td> <td>£995</td> </tr> <tr> <td>Dark Grey</td> <td><b>489-9</b></td> <td>£995</td> </tr> <tr> <td>Optional Handles</td> <td colspan="2">page 94</td> </tr> </table>	White	<b>489-2</b>	£995	Dark Grey	<b>489-9</b>	£995	Optional Handles	page 94		<p><i>Vanity floorstanding 2 drawers</i></p> <table> <tr> <td>White</td> <td><b>498-2</b></td> <td>£1095</td> </tr> <tr> <td>Dark Grey</td> <td><b>498-9</b></td> <td>£1095</td> </tr> <tr> <td>Optional Handles</td> <td colspan="2">page 94</td> </tr> </table>	White	<b>498-2</b>	£1095	Dark Grey	<b>498-9</b>	£1095	Optional Handles	page 94																			
White	<b>488-2</b>	£975																																													
Dark Grey	<b>488-9</b>	£975																																													
Optional Handles	page 94																																														
White	<b>489-2</b>	£995																																													
Dark Grey	<b>489-9</b>	£995																																													
Optional Handles	page 94																																														
White	<b>498-2</b>	£1095																																													
Dark Grey	<b>498-9</b>	£1095																																													
Optional Handles	page 94																																														
<p><b>60 wall hung</b></p>  <p>Size vanity W610 x H644 x D458 mm Basin size see each model below</p>	<p><b>80 wall hung</b></p>  <p>Size vanity W810 x H644 x D458 mm Basin size see each model below</p>	<p><b>100 wall hung</b></p>  <p>Size vanity W1010 x H644 x D458 mm Basin size see each model below</p>																																													
<p><i>Vanity wall hung 2 drawers</i></p> <table> <tr> <td>White</td> <td><b>1488-2</b></td> <td>£740</td> </tr> <tr> <td>Dark Grey</td> <td><b>1488-9</b></td> <td>£740</td> </tr> <tr> <td>Optional Handles</td> <td colspan="2">page 94</td> </tr> </table>	White	<b>1488-2</b>	£740	Dark Grey	<b>1488-9</b>	£740	Optional Handles	page 94		<p><i>Vanity wall hung 2 drawers</i></p> <table> <tr> <td>White</td> <td><b>1489-2</b></td> <td>£795</td> </tr> <tr> <td>Dark Grey</td> <td><b>1489-9</b></td> <td>£795</td> </tr> <tr> <td>Optional Handles</td> <td colspan="2">page 94</td> </tr> </table>	White	<b>1489-2</b>	£795	Dark Grey	<b>1489-9</b>	£795	Optional Handles	page 94		<p><i>Vanity wall hung 2 drawers</i></p> <table> <tr> <td>White</td> <td><b>1498-2</b></td> <td>£895</td> </tr> <tr> <td>Dark Grey</td> <td><b>1498-9</b></td> <td>£895</td> </tr> <tr> <td>Optional Handles</td> <td colspan="2">page 94</td> </tr> </table>	White	<b>1498-2</b>	£895	Dark Grey	<b>1498-9</b>	£895	Optional Handles	page 94																			
White	<b>1488-2</b>	£740																																													
Dark Grey	<b>1488-9</b>	£740																																													
Optional Handles	page 94																																														
White	<b>1489-2</b>	£795																																													
Dark Grey	<b>1489-9</b>	£795																																													
Optional Handles	page 94																																														
White	<b>1498-2</b>	£895																																													
Dark Grey	<b>1498-9</b>	£895																																													
Optional Handles	page 94																																														
<p><b>Basins</b></p> <p><i>Basin for 60 vanity</i></p> <table> <tr> <td></td> <td></td> <td>W605 x D455 mm</td> </tr> <tr> <td>D-shape</td> <td><b>120W1</b></td> <td>£295</td> </tr> <tr> <td>Rectangular</td> <td><b>110W1</b></td> <td>£295</td> </tr> <tr> <td>Oval</td> <td><b>124W1</b></td> <td>£295</td> </tr> <tr> <td>Velca</td> <td><b>128W1</b></td> <td>£295</td> </tr> </table>			W605 x D455 mm	D-shape	<b>120W1</b>	£295	Rectangular	<b>110W1</b>	£295	Oval	<b>124W1</b>	£295	Velca	<b>128W1</b>	£295	<p><i>Basin for 80 vanity</i></p> <table> <tr> <td></td> <td></td> <td>W805 x D455mm</td> </tr> <tr> <td>D-shape</td> <td><b>121W1</b></td> <td>£385</td> </tr> <tr> <td>Rectangular</td> <td><b>111W1</b></td> <td>£385</td> </tr> <tr> <td>Oval</td> <td><b>125W1</b></td> <td>£385</td> </tr> <tr> <td>Velca</td> <td><b>129W1</b></td> <td>£385</td> </tr> </table>			W805 x D455mm	D-shape	<b>121W1</b>	£385	Rectangular	<b>111W1</b>	£385	Oval	<b>125W1</b>	£385	Velca	<b>129W1</b>	£385	<p><i>Basin for 100 vanity</i></p> <table> <tr> <td></td> <td></td> <td>W1005 x D455 mm</td> </tr> <tr> <td>D-shape</td> <td><b>122W1</b></td> <td>£440</td> </tr> <tr> <td>Rectangular</td> <td><b>113W1</b></td> <td>£440</td> </tr> <tr> <td>Oval</td> <td><b>126W1</b></td> <td>£440</td> </tr> <tr> <td>Velca</td> <td><b>130W1</b></td> <td>£440</td> </tr> </table>			W1005 x D455 mm	D-shape	<b>122W1</b>	£440	Rectangular	<b>113W1</b>	£440	Oval	<b>126W1</b>	£440	Velca	<b>130W1</b>	£440
		W605 x D455 mm																																													
D-shape	<b>120W1</b>	£295																																													
Rectangular	<b>110W1</b>	£295																																													
Oval	<b>124W1</b>	£295																																													
Velca	<b>128W1</b>	£295																																													
		W805 x D455mm																																													
D-shape	<b>121W1</b>	£385																																													
Rectangular	<b>111W1</b>	£385																																													
Oval	<b>125W1</b>	£385																																													
Velca	<b>129W1</b>	£385																																													
		W1005 x D455 mm																																													
D-shape	<b>122W1</b>	£440																																													
Rectangular	<b>113W1</b>	£440																																													
Oval	<b>126W1</b>	£440																																													
Velca	<b>130W1</b>	£440																																													

### Ceramic Basins in Four Shapes

<p><b>D-shape</b></p>  <p>Max depth bowl 135 mm</p>  <p>Height 35 mm</p>	<p><b>Rectangular</b></p>  <p>Max depth bowl 100 mm</p>  <p>Height 50 mm</p>	<p><b>Oval</b></p>  <p>Max depth bowl 100 mm</p>  <p>Height 50 mm</p>	<p><b>Velca</b></p>  <p>Max depth bowl 135 mm</p>  <p>Height 110 mm</p>
--	--	---	---

Images of basins in all sizes are available on page 90. Measurements are for guidance only, exact measurement should be measured on the delivered basin.



## Vanity with stone worktop and integrated ceramic basin

Size 60, 80, 100 - floorstanding or wall hung - price separately for vanity, worktop with integrated ceramic basin and tap

<b>60 floorstanding</b>  <p>Size vanity without worktop W610 x H802 x D458 mm</p>	<b>80 floorstanding</b>  <p>Size vanity without worktop W810 x H802 x D458 mm</p>	<b>100 floorstanding</b>  <p>Size vanity without worktop W1010 x H802 x D458 mm</p>
--	--	--

Vanity floorstanding 2 drawers  
 White **488-2T** £975  
 Dark Grey **488-9T** £975  
 Optional  
 Handles page 94

Vanity floorstanding 2 drawers  
 White **489-2T** £995  
 Dark Grey **489-9T** £995  
 Optional  
 Handles page 94

Vanity floorstanding 2 drawers  
 White **498-2T** £1095  
 Dark Grey **498-9T** £1095  
 Optional  
 Handles page 94

<b>60 wall hung</b>  <p>Size vanity without worktop W610 x H644 x D458 mm</p>	<b>80 wall hung</b>  <p>Size vanity without worktop W810 x H644 x D458 mm</p>	<b>100 wall hung</b>  <p>Size vanity without worktop W1010 x H644 x D458 mm</p>
--	--	--

Vanity wall hung 2 drawers  
 White **1488-2T** £740  
 Dark Grey **1488-9T** £740  
 Optional  
 Handles page 94

Vanity wall hung 2 drawers  
 White **1489-2T** £795  
 Dark Grey **1489-9T** £795  
 Optional  
 Handles page 94

Vanity wall hung 2 drawers  
 White **1498-2T** £895  
 Dark Grey **1498-9T** £895  
 Optional  
 Handles page 94

### Choose stone worktop with integrated ceramic basin

Worktop for 60 vanity  
 Marble **134W/600M** £1699  
 Granite **134W/600G** £1599  
 Diabase **134W/600D** £1699  
 Price incl.integrated cermaic basin  
 Size worktop W595 x D455 x H30 mm


Worktop for 80 vanity  
 Marble **134W/800M** £1799  
 Granite **134W/800G** £1699  
 Diabase **134W/800D** £1799  
 Price incl.integrated cermaic basin  
 Size worktop W795 x D455 x H30 mm

Worktop for 100 vanity  
 Marble **134W/1000M** £1899  
 Granite **134W/1000G** £1799  
 Diabase **134W/1000D** £1899  
 Price incl.integrated cermaic basin  
 Size worktop W995 x D455 x H30 mm

 <p>Total size work top W595 x D455 x H30 mm              Ceramic W490 x D320 mm. Max depth bowl 160 mm</p>	 <p>Total size work top W795 x D455 x H30 mm              Ceramic W490 x D320 mm. Max depth bowl 160 mm</p>	 <p>Total size work top W995 x D455 x H30 mm              Ceramic W490 x D320 mm. Max depth bowl 160 mm</p>
--	--	--

### Genuine stone worktop 30 mm with integrated ceramic basin

Up to 6 weeks delivery



Carrara Marble



Grey Swedish Granite







Black Diabase



## Vanity with work top and basin, tap mounted on the basin

Size 60, 80, 100 - floorstanding or wall hung - price separately for vanity, basin and tap.

<p><b>60 floorstanding</b></p>  <p>Size vanity W610 x H802 x D458 mm Basin size see each model below</p> <p><i>Vanity unit floorstanding 2 drawers</i>            White <b>488-2T</b> £975            Dark Grey <b>488-9T</b> £975  <i>Optional</i>            Handles page 94</p>	<p><b>80 floorstanding</b></p>  <p>Size vanity W810 x H802 x D458 mm Basin size see each model below</p> <p><i>Vanity unit floorstanding 2 drawers</i>            White <b>489-2T</b> £995            Dark Grey <b>489-9T</b> £995  <i>Optional</i>            Handles page 94</p>	<p><b>100 floorstanding</b></p>  <p>Size vanity W1010 x H802 x D458 mm Basin size see each model below</p> <p><i>Vanity unit floorstanding 2 drawers</i>            White <b>498-2T</b> £1095            Dark Grey <b>498-9T</b> £1095  <i>Optional</i>            Handles page 94</p>																																													
<p><b>60 wall hung</b></p>  <p>Size vanity W610 x H644 x D458 mm Basin size see each model below</p> <p><i>Vanity unit wall hung 2 drawers</i>            White <b>1488-2T</b> £740            Dark Grey <b>1488-9T</b> £740  <i>Optional</i>            Handles page 94</p>	<p><b>80 wall hung</b></p>  <p>Size vanity W810 x H644 x D458 mm Basin size see each model below</p> <p><i>Vanity unit wall hung 2 drawers</i>            White <b>1489-2T</b> £795            Dark Grey <b>1489-9T</b> £795  <i>Optional</i>            Handles page 94</p>	<p><b>100 wall hung</b></p>  <p>Size vanity W1010 x H644 x D458 mm Bänkskiva och t Basin size see each model below</p> <p><i>Vanity unit wall hung 2 drawers</i>            White <b>1498-2T</b> £895            Dark Grey <b>1498-9T</b> £895  <i>Optional</i>            Handles page 94</p>																																													
<p><b>Worktop</b></p> <p><i>Worktop for 60 vanity</i></p> <table> <tr><td>Marble</td><td><b>600M</b></td><td>£620</td></tr> <tr><td>Granite</td><td><b>600G</b></td><td>£620</td></tr> <tr><td>Diabase</td><td><b>600D</b></td><td>£720</td></tr> <tr><td>Royal Reef</td><td><b>600R</b></td><td>£465</td></tr> <tr><td>Black Tebas</td><td><b>600N</b></td><td>£465</td></tr> </table> <p>Size worktop W595 x D455 mm For height see each worktop</p>	Marble	<b>600M</b>	£620	Granite	<b>600G</b>	£620	Diabase	<b>600D</b>	£720	Royal Reef	<b>600R</b>	£465	Black Tebas	<b>600N</b>	£465	<p><i>Worktop for 80 vanity</i></p> <table> <tr><td>Marble</td><td><b>800M</b></td><td>£720</td></tr> <tr><td>Granite</td><td><b>800G</b></td><td>£720</td></tr> <tr><td>Diabase</td><td><b>800D</b></td><td>£825</td></tr> <tr><td>Royal Reef</td><td><b>800R</b></td><td>£495</td></tr> <tr><td>Black Tebas</td><td><b>800N</b></td><td>£495</td></tr> </table> <p>Size worktop W795 x D455 mm For height see each worktop</p>	Marble	<b>800M</b>	£720	Granite	<b>800G</b>	£720	Diabase	<b>800D</b>	£825	Royal Reef	<b>800R</b>	£495	Black Tebas	<b>800N</b>	£495	<p><i>Worktop for 100 vanity</i></p> <table> <tr><td>Marble</td><td><b>1000M</b></td><td>£825</td></tr> <tr><td>Granite</td><td><b>1000G</b></td><td>£825</td></tr> <tr><td>Diabase</td><td><b>1000D</b></td><td>£979</td></tr> <tr><td>Royal Reef</td><td><b>1000R</b></td><td>£565</td></tr> <tr><td>Black Tebas</td><td><b>1000N</b></td><td>£565</td></tr> </table> <p>Size worktop W995 x D455 mm For height see each worktop</p>	Marble	<b>1000M</b>	£825	Granite	<b>1000G</b>	£825	Diabase	<b>1000D</b>	£979	Royal Reef	<b>1000R</b>	£565	Black Tebas	<b>1000N</b>	£565
Marble	<b>600M</b>	£620																																													
Granite	<b>600G</b>	£620																																													
Diabase	<b>600D</b>	£720																																													
Royal Reef	<b>600R</b>	£465																																													
Black Tebas	<b>600N</b>	£465																																													
Marble	<b>800M</b>	£720																																													
Granite	<b>800G</b>	£720																																													
Diabase	<b>800D</b>	£825																																													
Royal Reef	<b>800R</b>	£495																																													
Black Tebas	<b>800N</b>	£495																																													
Marble	<b>1000M</b>	£825																																													
Granite	<b>1000G</b>	£825																																													
Diabase	<b>1000D</b>	£979																																													
Royal Reef	<b>1000R</b>	£565																																													
Black Tebas	<b>1000N</b>	£565																																													

### Genuine stone worktop 30 mm

Up to 6 weeks delivery



Carrara Marble  
Height 30 mm




Grey Granite  
Height 30 mm



Black Diabase  
Height 30 mm

### Worktop quartz stone 20 mm

Up to 8 weeks delivery



Quartz - Royal Reef  
Height 20 mm



Quartz - Black Tebas  
Height 20 mm

### Ceramic basins in four shapes

<b>116W1</b>	£410
<b>117W1</b>	£435
<b>171W1</b>	£259
<b>173W1</b>	£259

For more information on each basin  
please see page 90.

**116W1**



**117W1**



**171W1**



**173W1**



W500 x D495 x H180 mm

W680 x D500 x H180 mm

Ø460 x H180 mm

W550 x H130 x D450 mm

## Vanity with work top and basin, column tap mounted on the worktop

Size 60, 80, 100 - floorstanding or wall hung - price separately for vanity, basin and tap.

<p><b>60 floorstanding</b></p>  <p>Size vanity W610 x H802 x D458 mm Basin size see each model below</p> <p><i>Vanity unit floorstanding 2 drawers</i>  White <b>488-2T</b> £975  Dark Grey <b>488-9T</b> £975  <i>Optional</i>  Handles page 94</p>	<p><b>80 floorstanding</b></p>  <p>Size vanity W810 x H802 x D458 mm Basin size see each model below</p> <p><i>Vanity unit floorstanding 2 drawers</i>  White <b>489-2T</b> £995  Dark Grey <b>489-9T</b> £995  <i>Optional</i>  Handles page 94</p>	<p><b>100 floorstanding</b></p>  <p>Size vanity W1010 x H802 x D458 mm Basin size see each model below</p> <p><i>Vanity unit floorstanding 2 drawers</i>  White <b>498-2T</b> £1095  Dark Grey <b>498-9T</b> £1095  <i>Optional</i>  Handles page 94</p>
<p><b>60 wall hung</b></p>  <p>Size vanity W610 x H802 x D458 mm Basin size see each model below</p> <p><i>Vanity unit wall hung 2 drawers</i>  White <b>1488-2T</b> £740  Dark Grey <b>1488-9T</b> £740  <i>Optional</i>  Handles page 94</p>	<p><b>80 wall hung</b></p>  <p>Size vanity W810 x H802 x D458 mm Basin size see each model below</p> <p><i>Vanity unit wall hung 2 drawers</i>  White <b>1489-2T</b> £795  Dark Grey <b>1489-9T</b> £795  <i>Optional</i>  Handles page 94</p>	<p><b>100 wall hung</b></p>  <p>Size vanity W1010 x H802 x D458 mm Basin size see each model below</p> <p><i>Vanity unit wall hung 2 drawers</i>  White <b>1498-2T</b> £895  Dark Grey <b>1498-9T</b> £895  <i>Optional</i>  Handles page 94</p>
<p><b>Worktop</b></p> <p><i>Worktop for 60 vanity</i>  Marble <b>600M-X</b> £620  Granite <b>600G-X</b> £620  Diabase <b>600D-X</b> £720  Royal Reef <b>600R-X</b> £465  Black Tebas <b>600N-X</b> £465  Size worktop W595 x D455 mm  For height see each worktop</p>	<p><i>Worktop for 80 vanity</i>  Marble <b>800M-X</b> £720  Granite <b>800G-X</b> £720  Diabase <b>800D-X</b> £825  Royal Reef <b>800R-X</b> £495  Black Tebas <b>800N-X</b> £495  Size worktop W795 x D455 mm  For height see each worktop</p>	<p><i>Worktop for 100 vanity</i>  Marble <b>1000M-X</b> £825  Granite <b>1000G-X</b> £825  Diabase <b>1000D-X</b> £979  Royal Reef <b>1000R-X</b> £565  Black Tebas <b>1000N-X</b> £565  Size worktop W995 x D455 mm  For height see each worktop</p>

**NOTE -X, choose hole pattern,** ex. 600M-V is a 60 cm marble worktop with tap hole to the left of the basin  
ex. 600D-H is a 60 cm diabase worktop with tap hole to the right of the basin

### Hole Pattern

The tap is placed to the right or to the left of the basin on the worktop.



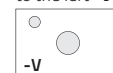
to the right **-H**



add a -H after the worktop code no.  
ie: 600M-H





to the left **-V**




add a -V after the worktop code no.  
ie: 600M-V

### Ceramic basins

 <p><b>133W</b> £275  Ø390 x H150 mm  Max. depth bowl 130 mm</p>	 <p><b>132W</b> £275  W390 x D390 x H130 mm  Max. depth bowl 95 mm</p>
---	---

### Taps for basin 133W and 132W

<p>Chrome <b>1941C</b> £395  Matt Black <b>1941B</b> £595  Brass <b>1941MP*</b> £395</p> <p>Total height tap: 302 mm  Price incl. free flow waste = always open</p> <p>* Polished untreated brass, surface changes over time.</p> <p>For more information about taps see page 93.</p>	
---	---



# NEW YORK

40, 60, 80, 100, 120 cm

Smooth doors and drawers




Sharp and minimalist elegance. Stylish, clean surfaces give a clear reflection of the modern mans quest for simple beauty and harmony. Just like the city with the same name, this collection is filled with endless choices. Vanity units are available in different widths and in four colours - exciting black, unexplored white, light grey or classic natural oak. The careful details such as the soft closure, the thin basin, the practical storage, the beautiful finish - these all create a special feeling for your bathroom which you will want to retain forever.

**New York 100**  
Mirror Cabinet 55-4  
Top Light L101  
Down Light DL101  
Vanity 298-4  
Basin 130W1  
Tap 1936C  
Storage 296V-4, 297H-4  
Accessories Bond Brass



Spacious ceramic basin with a good countertop at the back.  
Available in 60, 80, 100 and 120 cm with double bowls.



With different handles placed together. Put your own touch to the furniture with our selection of handles. Brass handles 94411.



Our storage cabinets are available with and without door storage.  
Shown above are the storage cabinets 296V-4 and 297H-4 placed together.



The wood structure is visible on our black stained furniture.



New York 40  
Mirror Cabinet 52HL-4  
Down Light DL2  
40 Vanity 284H-4T  
Worktop 79-4  
Basin 174W1  
Tap 1935C  
Storage 297H-4  
Accessories Bond Black





40 Mirror 59-4 with optional LED top light L101.



40 Linear Led Mirror Cabinet 52HL-4, dimmable LED lighting. Optional down light DL2.



40 Linear Led Mirror 59L with dimmable LED lighting. Down Light DL2.



Dimmable LED lighting - Control the brightness with a touch sensor.



Double storage cabinets 293V-5 and 294H-4. Accessories Boston.



Tap 1936C. More taps are available on page 93.




Down light DL2 provides fine lighting above the basin and tap.



New York 120, Vanity 266-4 with D-shaped basin, double bowls 123W1. Mirror Cabinet 56-4G with Linear Led top light L102 and down light DL2.



**Storage Cabinet 297** Practical door storage. 1 fixed wood shelf for stability and 2 adjustable glass shelves.



**Tall Cabinet 293** 1 fixed wood shelf for stability and 4 adjustable wood shelves. Choose right or left hand door.



Mirror 100: 62-4 with LED top light L101 and down light DL101, Vanity with drawers 100: 298-4, Basin 122W1, Tap 1936C, Handle 93798 c/c 224 mm, Tall cabinet 293V-4.



D-shaped basin 120W1, choose between 4 different full cover basins for all our vanity units. Accessories Atlanta.



New York 60, Vanity 288-2, Mirror 60-2, Top Light L101, Basin 120W1, Tap 1933C, Storage 297H-2. Accessories Atlanta.



New York 100 high + 100 high  
Shown above with a custom  
made ash work top.

Linear LED bathroom cabinet 55L-2  
Storage 293H-S2  
Solid ash work top - special order  
Basin 133W  
Tap 1940MP  
Handles 94647  
Accessories Bond Brass





Bathroom Cabinet 60, 80, 100, 120 are equipped with a centre divider in wood that gives a more flexible placement of the glass shelves. Optional shaving Mirror 81C.



Ceramic Basin with column tap that is mounted on the worktop. Tap 1941MP in untreated brass. Basin 133W.



Technically powerful LED lighting creates glowing lines with great colour reproduction.



Colour White Structure



Basin 126W1 with oval shaped bowl, Tap 1936C.



Mirror 62-2 with LED light L101, Vanity with drawers 298-2 with basin 122W1 see image to the left. Black handles 93800, tap 1936C. Accessories Atlanta.



Basin 113W1 with rectangular bowl. Tap 1936C, handles in chrome 93798.



Tall cabinet 295V-2 with door storage and 2 drawers, adjustable retaining bar in lower drawer, handle 94481.





New York 100  
Mirror 62-2  
Led light L101  
Vanity unit 298-2  
Basin 130W1  
Tap 1936C  
Storage 295V-2  
Accessories Atlanta



Vanity 40: 284H-4T, Worktop 79-4, Basin 174W1, Tap 1935C.  
Accessories Bond Black.



The tap is placed in the right hand corner - this results in a practical basin with a total depth of 35 cm.



Bathroom Cabinet 53-2, Vanity Unit 286-2, basin 166W1, tap 1937C and handle 93796.



Shallow vanity unit with doors and lots of storage space.



Smart storage for the smaller bathroom. Mirror 59-2, LED top light L101, vanity unit 284H-2, basin 165W1, tap 1937C and handle 94481.



Mirror 59-2, LED top light L101, vanity unit 284H-2T, work top 79-2, basin 174W1, tap 1937C and handle 94481.



## FURNITURE COLLECTION NEW YORK

Smooth style doors and drawer fronts available in natural oak, black stained oak, smooth white painted and white structure.

Soft closing drawers and doors. The drawers are sturdy, fully expandable and fitted with anti-slip mats. Vanity unit top drawers have compartments in solid natural oak that can easily be lifted out for cleaning.

The furniture is delivered fully assembled.

Vanity unit bottom drawers are fitted with an adjustable bar to stop larger items from moving. For your vanity you can choose between a full cover basin or a worktop with basin. See options below.

Complete the look with our range of taps and handles to add your own finished character to the bathroom furniture.


Size Vanity

40, 60, 80, 100, 120 cm

Colour




White



White Structure\*

\*Only door and drawer fronts have a white structure. Sides are white smooth.



Black Stained Oak



Natural Oak

Drawer Vanity in 3 ways:




1. Drawer Vanity with full cover basin
2. Drawer Vanity with worktop, basin and tap mounted on the worktop
3. Drawer Vanity with worktop and tap mounted on the basin

Full Cover Ceramic Basin in 4 shapes



120 basins always have double bowls.

Stone Worktops



Carrara Marble



Black Diabase

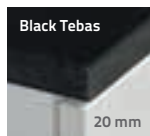


Grey Granite

Quartz Stone Worktop



Quartz



Quartz



White Solid Ash

Wood Worktop

Basin for worktop, tap mounted on the worktop



Basin for worktop, tap mounted on the basin



Our bathroom furniture has a 10 year guarantee

## DETAILS NEW YORK


Symbol shows that this feature is optional. **T**



**Fully extendable**, soft closing drawers. Tall drawers and lower drawer in the double vanity are equipped with an adjustable retaining bar that keeps bottles in place.



**Top drawers** are equipped with an adjustable divider in wood.



**Anti slip mats** in vanity units and storage cabinet drawers.



**Drawers have straight insides** which allows you to take advantage of the entire surface.



**35 mm thin fullcover basin** in genuine white ceramic. D-shaped range. One of our many basin options.




**Practical storage solutions.**



**Bathroom Cabinet** with LED top lights have frosted edges on top and bottom.



**Bathroom Cabinet** 60, 80, 100, 120 are equipped with a centre divider in wood that gives a more flexible placement of the glass shelves.



**Energy efficient top light** in chrome finish. Neutral white light. **Option code no. L101**




**LED Down light** to match top light. **Option code no. DL101**



**Linear LED Bathroom Cabinet** dimmable lit bars. Energy efficient LED lighting with a white neutral sheen. **Complete with matching Down Light code no. DL2.**



**Extension swivel mirror** - can be mounted on the inside of the cabinet. 3 x magnification/regular mirror. Easy to install.




**Stool** with decorative legs that slides under vanity units with full cover basins. Practical and stylish at the same time.



**White Structure** is a new finish to the New York collection (only doors and drawer fronts have a white structure, the sides are smooth white).



**Handles and knobs.** Choose between various finishes, shapes and sizes to create your personal touch. **Pages 94-95.**



**Taps.** You can easily find a suitable and stylish favourite among our taps on **page 93.**

## FURNITURE COLLECTION NEW YORK

Vanity units are fitted with mounting rails and brackets for easy adjustment and quick installation. Drawer fronts are adjustable in all directions. Fully extending drawers with soft close mechanism. The drawers include an anti slip mat and removable wooden dividers.

Vanity units, basins, taps and handles are priced separately. Double and high vanity units are equipped with a retaining bar.

Choose between full cover basin or worktop with basin. All furniture is delivered fully assembled.








Read more about the Miller Way on [www.millerbathrooms.co.uk](http://www.millerbathrooms.co.uk)

### Size Vanity









40, 60, 80, 100, 120 cm

### Vanity with full cover basin

1 tall drawer or 2 drawers – price separately for vanity, basin and tap


<div>60 Tall</div> <div></div> <div>Vanity size W590 x H341 x D455 mm Basin size see each model below</div> <div><div>Vanity Unit 1 drawer</div><table><tr><td>White</td><td>28812-2</td><td>£525</td></tr><tr><td>White structure</td><td>28812-S2</td><td>£550</td></tr><tr><td>Black</td><td>28812-4</td><td>£580</td></tr><tr><td>Oak</td><td>28812-5</td><td>£580</td></tr></table><div><div>Optional</div><div>Handles</div><div>page 94</div></div></div>	White	28812-2	£525	White structure	28812-S2	£550	Black	28812-4	£580	Oak	28812-5	£580	<div>80 Tall</div> <div></div> <div>Vanity size W790 x H341 x D455 mm Basin size see each model below</div> <div><div>Vanity Unit 1 drawer</div><table><tr><td>White</td><td>28912-2</td><td>£570</td></tr><tr><td>White structure</td><td>28912-S2</td><td>£595</td></tr><tr><td>Black</td><td>28912-4</td><td>£625</td></tr><tr><td>Oak</td><td>28912-5</td><td>£625</td></tr></table><div><div>Optional</div><div>Handles</div><div>page 94</div></div></div>	White	28912-2	£570	White structure	28912-S2	£595	Black	28912-4	£625	Oak	28912-5	£625	<div>100 Tall</div> <div></div> <div>Vanity size W990 x H341 x D455 mm Basin size see each model below</div> <div><div>Vanity Unit 1 drawer</div><table><tr><td>White</td><td>29812-2</td><td>£640</td></tr><tr><td>White structure</td><td>29812-S2</td><td>£665</td></tr><tr><td>Black</td><td>29812-4</td><td>£685</td></tr><tr><td>Oak</td><td>29812-5</td><td>£685</td></tr></table><div><div>Optional</div><div>Handles</div><div>page 94</div></div></div>	White	29812-2	£640	White structure	29812-S2	£665	Black	29812-4	£685	Oak	29812-5	£685	<div>fronts have a white structure. Sides are white smooth.</div>												
White	28812-2	£525																																																	
White structure	28812-S2	£550																																																	
Black	28812-4	£580																																																	
Oak	28812-5	£580																																																	
White	28912-2	£570																																																	
White structure	28912-S2	£595																																																	
Black	28912-4	£625																																																	
Oak	28912-5	£625																																																	
White	29812-2	£640																																																	
White structure	29812-S2	£665																																																	
Black	29812-4	£685																																																	
Oak	29812-5	£685																																																	
<div>60 Double</div> <div></div> <div>Vanity size W590 x H580 x D455 mm Basin size see each model below</div> <div><div>Vanity Unit 2 drawers</div><table><tr><td>White</td><td>288-2</td><td>£625</td></tr><tr><td>White structure</td><td>288-S2</td><td>£660</td></tr><tr><td>Black</td><td>288-4</td><td>£680</td></tr><tr><td>Oak</td><td>288-5</td><td>£680</td></tr></table><div><div>Optional</div><div>Handles</div><div>page 94</div></div></div>	White	288-2	£625	White structure	288-S2	£660	Black	288-4	£680	Oak	288-5	£680	<div>80 Double</div> <div></div> <div>Vanity size W790 x H580 x D455 mm Basin size see each model below</div> <div><div>Vanity Unit 2 drawers</div><table><tr><td>White</td><td>289-2</td><td>£670</td></tr><tr><td>White structure</td><td>289-S2</td><td>£705</td></tr><tr><td>Black</td><td>289-4</td><td>£725</td></tr><tr><td>Oak</td><td>289-5</td><td>£725</td></tr></table><div><div>Optional</div><div>Handles</div><div>page 94</div></div></div>	White	289-2	£670	White structure	289-S2	£705	Black	289-4	£725	Oak	289-5	£725	<div>100 Double</div> <div></div> <div>Vanity size W990 x H580 x D455 mm Basin size see each model below</div> <div><div>Vanity Unit 2 drawers</div><table><tr><td>White</td><td>298-2</td><td>£740</td></tr><tr><td>White structure</td><td>298-S2</td><td>£775</td></tr><tr><td>Black</td><td>298-4</td><td>£785</td></tr><tr><td>Oak</td><td>298-5</td><td>£785</td></tr></table><div><div>Optional</div><div>Handles</div><div>page 94</div></div></div>	White	298-2	£740	White structure	298-S2	£775	Black	298-4	£785	Oak	298-5	£785	<div>120 Double</div> <div></div> <div>Vanity size W1190 x H580 x D455 mm Basin size see each model below</div> <div><div>Vanity Unit 4 drawers</div><table><tr><td>White</td><td>266-2</td><td>£1285</td></tr><tr><td>White structure</td><td>266-S2</td><td>£1355</td></tr><tr><td>Black</td><td>266-4</td><td>£1385</td></tr><tr><td>Oak</td><td>266-5</td><td>£1385</td></tr></table><div><div>Optional</div><div>Handles</div><div>page 94</div></div></div>	White	266-2	£1285	White structure	266-S2	£1355	Black	266-4	£1385	Oak	266-5	£1385
White	288-2	£625																																																	
White structure	288-S2	£660																																																	
Black	288-4	£680																																																	
Oak	288-5	£680																																																	
White	289-2	£670																																																	
White structure	289-S2	£705																																																	
Black	289-4	£725																																																	
Oak	289-5	£725																																																	
White	298-2	£740																																																	
White structure	298-S2	£775																																																	
Black	298-4	£785																																																	
Oak	298-5	£785																																																	
White	266-2	£1285																																																	
White structure	266-S2	£1355																																																	
Black	266-4	£1385																																																	
Oak	266-5	£1385																																																	
<div>Basin</div> <div><div>Basin for 60 vanity unit</div><div>W605 x D455 mm</div><table><tr><td>D-shape</td><td>120W1</td><td>£295</td></tr><tr><td>Rectangular</td><td>110W1</td><td>£295</td></tr><tr><td>Oval</td><td>124W1</td><td>£295</td></tr><tr><td>Velca</td><td>128W1</td><td>£295</td></tr></table></div>	D-shape	120W1	£295	Rectangular	110W1	£295	Oval	124W1	£295	Velca	128W1	£295	<div><div>Basin for 80 vanity unit</div><div>W805 x D455mm</div><table><tr><td>D-shape</td><td>121W1</td><td>£385</td></tr><tr><td>Rectangular</td><td>111W1</td><td>£385</td></tr><tr><td>Oval</td><td>125W1</td><td>£385</td></tr><tr><td>Velca</td><td>129W1</td><td>£385</td></tr></table></div>	D-shape	121W1	£385	Rectangular	111W1	£385	Oval	125W1	£385	Velca	129W1	£385	<div><div>Basin for 100 vanity unit</div><div>W1005 x D455 mm</div><table><tr><td>D-shape</td><td>122W1</td><td>£440</td></tr><tr><td>Rectangular</td><td>113W1</td><td>£440</td></tr><tr><td>Oval</td><td>126W1</td><td>£440</td></tr><tr><td>Velca</td><td>130W1</td><td>£440</td></tr></table></div>	D-shape	122W1	£440	Rectangular	113W1	£440	Oval	126W1	£440	Velca	130W1	£440	<div><div>Basin for 120 vanity unit with 2 bowls</div><div>W1210 x D455 mm</div><table><tr><td>D-shape</td><td>123W1</td><td>£665</td></tr><tr><td>Rectangular</td><td>115W1</td><td>£665</td></tr><tr><td>Oval</td><td>127W1</td><td>£665</td></tr><tr><td>Velca</td><td>131W1</td><td>£665</td></tr></table></div>	D-shape	123W1	£665	Rectangular	115W1	£665	Oval	127W1	£665	Velca	131W1	£665
D-shape	120W1	£295																																																	
Rectangular	110W1	£295																																																	
Oval	124W1	£295																																																	
Velca	128W1	£295																																																	
D-shape	121W1	£385																																																	
Rectangular	111W1	£385																																																	
Oval	125W1	£385																																																	
Velca	129W1	£385																																																	
D-shape	122W1	£440																																																	
Rectangular	113W1	£440																																																	
Oval	126W1	£440																																																	
Velca	130W1	£440																																																	
D-shape	123W1	£665																																																	
Rectangular	115W1	£665																																																	
Oval	127W1	£665																																																	
Velca	131W1	£665																																																	

Ceramic Basins in four shapes. All basins are 455 mm deep (from front to back)

D-shape	Rectangular	Oval	Velca
			
Max. depth bowl 135 mm	Max. depth bowl 100 mm	Max. depth bowl 100 mm	Max. depth bowl 135 mm
			
Height 35 mm	Height 50 mm	Height 50 mm	Height 110 mm

Images of basins in all sizes are available on page 90. Measurements are for guidance only, exact measurement should be measured on the delivered basin.

### Colour



White Smooth

White Structure\*

Black Stained Oak

Natural Oak

\*Only door and drawer fronts have a white structure. Sides are white smooth.



Clear lacquered solid oak legs with a white top. Suitable to store under our vanity units with drawers & full cover basins. Sizes 60, 80 and 100cm, adjustable feet, maximum load 100kg.

NEW YORK Miller Bathrooms 2018 49

## Drawer Vanity with worktop, basin and tap mounted on the worktop

Size 60, 80, 100, 120 - price separately for vanity, basin and tap

<b>60 Low</b>  Size vanity W590 x H244 x D448 mm Size of basin see each model below	<b>80 Low</b>  Size vanity W790 x H244 x D448 mm Size of basin see each model below	<b>100 Low</b>  Size vanity W990 x H244 x D448 mm Size of basin see each model below
---	---	---

### Vanity Unit 1 drawer

White	<b>28813-2T</b>	£505
White Structure	<b>28813-S2T</b>	£530
Black	<b>28813-4T</b>	£560
Oak	<b>28813-5T</b>	£560

Optional

Handles page 94

### Vanity Unit 1 drawer

White	<b>28913-2T</b>	£550
White Structure	<b>28913-S2T</b>	£575
Black	<b>28913-4T</b>	£605
Oak	<b>28913-5T</b>	£605

Optional

Handles page 94





### Vanity Unit 1 drawer

White	<b>29813-2T</b>	£620
White Structure	<b>29813-S2T</b>	£645
Black	<b>29813-4T</b>	£665
Oak	<b>29813-5T</b>	£665

Optional

Handles page 94

## Colour Vanity

	
White Smooth	White Structure*
	
Black Stained Oak	Natural Oak

<b>60 High</b>  Size vanity W590 x H341 x D448 mm Size of basin see each model below	<b>80 High</b>  Size vanity W790 x H341 x D448 mm Size of basin see each model below	<b>100 High</b>  Size vanity W990 x H341 x D448 mm Size of basin see each model below
--	--	--

### Vanity Unit 1 drawer

White	<b>28812-2T</b>	£525
White Structure	<b>28812-S2T</b>	£550
Black	<b>28812-4T</b>	£580
Oak	<b>28812-5T</b>	£580

Optional

Handles page 94

### Vanity Unit 1 drawer

White	<b>28912-2T</b>	£570
White Structure	<b>28912-S2T</b>	£595
Black	<b>28912-4T</b>	£625
Oak	<b>28912-5T</b>	£625

Optional

Handles page 94

### Vanity Unit 1 drawer

White	<b>29812-2T</b>	£640
White Structure	<b>29812-S2T</b>	£665
Black	<b>29812-4T</b>	£685
Oak	<b>29812-5T</b>	£685

Optional

Handles page 94

## Colour Worktop

	
Carrara Marble	Grey Granite
	
Black Diabase	White solid Oak
	
Quartz Stone	Quartz Stone

<b>60 Double</b>  Size vanity W590 x H580 x D448 mm Size of basin see each model below	<b>80 Double</b>  Size vanity W790 x H580 x D448 mm Size of basin see each model below	<b>100 Double</b>  Size vanity W990 x H580 x D448 mm Size of basin see each model below	<b>120 Double</b>  Size vanity W1180 x H580 x D448 mm Size of basin see each model below
--	--	--	--

### Vanity Unit 2 drawers

White	<b>288-2T</b>	£625
White Structure	<b>288-S2T</b>	£660
Black	<b>288-4T</b>	£680
Oak	<b>288-5T</b>	£680

Optional

Handles page 94

### Vanity Unit 2 drawers

White	<b>289-2T</b>	£670
White Structure	<b>289-S2T</b>	£705
Black	<b>289-4T</b>	£725
Oak	<b>289-5T</b>	£725

Optional

Handles page 94

### Vanity Unit 2 drawers

White	<b>298-2T</b>	£740
White Structure	<b>298-S2T</b>	£775
Black	<b>298-4T</b>	£785
Oak	<b>298-5T</b>	£785

Optional

Handles page 94

### Vanity Unit 4 drawers

White	<b>266-2T</b>	£1285
White Structure	<b>266-S2T</b>	£1355
Black	<b>266-4T</b>	£1385
Oak	<b>266-5T</b>	£1385

Optional

Handles page 94

## Choose Worktop

### Worktop for 60 vanity

Marble	<b>600M-X</b>	£620
Granite	<b>600G-X</b>	£620
Diabase	<b>600D-X</b>	£720
Solid Ash	<b>600A-X</b>	£570
Royal Reef	<b>600R-X</b>	£465
Black Tebas	<b>600N-X</b>	£465

Size worktop W595 x D455

### Worktop for 80 vanity

Marble	<b>800M-X</b>	£720
Granite	<b>800G-X</b>	£720
Diabase	<b>800D-X</b>	£825
Solid Ash	<b>800A-X</b>	£670
Royal Reef	<b>800R-X</b>	£495
Black Tebas	<b>800N-X</b>	£495

Size worktop W795 x D455 mm

### Worktop for 100 vanity

Marble	<b>1000M-X</b>	£825
Granite	<b>1000G-X</b>	£825
Diabase	<b>1000D-X</b>	£979
Solid Ash	<b>1000A-X</b>	£775
Royal Reef	<b>1000R-X</b>	£565
Black Tebas	<b>1000N-X</b>	£565

Size worktop W995 x D455 mm

### Worktop for 120 vanity


Marble	<b>1200M-X</b>	£1029
Granite	<b>1200G-X</b>	£1029
Diabase	<b>1200D-X</b>	£1239
Solid Ash	<b>1200A-X</b>	£979
Royal Reef	<b>1200R-X</b>	£895
Black Tebas	<b>1200N-X</b>	£895

Size worktop W1200 x D455 mm

## Choose Hole Pattern

The tap is placed to the left or to the right of the basin on the work top.

hole to the right -H



add -H after the work top code no.  
example: 600M-H


hole to the left -V



add -V after the work top code no.  
example: 600M-V


NOTE -X, choose below hole pattern i.e. 600M-V is a 60 cm marble work top with tap hole to the left of the basin.

120 vanity left + right




example: 1200M-HV

120 vanity to the left -V



example: 1200M-V

120 vanity to the right -H



example: 1200M-H

<b>Hole Pattern</b>  Hole to the Right -H	 Hole to the Left -V	<b>Basin</b>  <b>133W</b> £275 Ø390 x H150 mm Max.depth bowl 130 mm	 <b>132W</b> £275 W390 x D390 x H130 mm Max.depth bowl 95 mm	<b>Tap mounted on the worktop</b> Chrome <b>1941C</b> £395 Black <b>1941B</b> £595 Brass <b>1941MP*</b> £395 Total height tap: 302 mm Prices include a free flow waste = always open *Polished untreated brass, surface changes over time.	
--	--	---	---	--	---

## Drawer Vanity with worktop, basin and tap mounted on the basin

Size 60, 80, 100, 120 - price separately for vanity, basin and tap

<b>60 Low</b>  <p>Size vanity W590 x H244 x D448 mm Size of basin see each model below</p>	<b>80 Low</b>  <p>Size vanity W790 x H244 x D448 mm Size of basin see each model below</p>	<b>100 Low</b>  <p>Size vanity W990 x H244 x D448 mm Size of basin see each model below</p>
---	---	---

### Vanity Unit 1 drawer

White	<b>28813-2T</b>	£505
White Structure	<b>28813-S2T</b>	£530
Black	<b>28813-4T</b>	£560
Oak	<b>28813-5T</b>	£560

Optional

Handles page 94

### Vanity Unit 1 drawer

White	<b>28913-2T</b>	£550
White Structure	<b>28913-S2T</b>	£575
Black	<b>28913-4T</b>	£605
Oak	<b>28913-5T</b>	£605

Optional

Handles page 94


### Vanity Unit 1 drawer

White	<b>29813-2T</b>	£620
White Structure	<b>29813-S2T</b>	£645
Black	<b>29813-4T</b>	£665
Oak	<b>29813-5T</b>	£665

Optional


Handles page 94

## Colour Vanity



\*Only door and drawer fronts have a white structure. Sides are white smooth.

## Colour Worktop



<b>60 High</b>  <p>Size vanity W590 x H341 x D448 mm Size of basin see each model below</p>	<b>80 High</b>  <p>Size vanity W790 x H341 x D448 mm Size of basin see each model below</p>	<b>100 High</b>  <p>Size vanity W990 x H341 x D448 mm Size of basin see each model below</p>
--	--	--

### Vanity Unit 1 drawer

White	<b>28812-2T</b>	£525
White Structure	<b>28812-S2T</b>	£550
Black	<b>28812-4T</b>	£580
Oak	<b>28812-5T</b>	£580

Optional

Handles page 94

### Vanity Unit 1 drawer

White	<b>28912-2T</b>	£570
White Structure	<b>28912-S2T</b>	£595
Black	<b>28912-4T</b>	£625
Oak	<b>28912-5T</b>	£625

Optional

Handles page 94

### Vanity Unit 1 drawer

White	<b>29812-2T</b>	£640
White Structure	<b>29812-S2T</b>	£665
Black	<b>29812-4T</b>	£685
Oak	<b>29812-5T</b>	£685

Optional

Handles page 94

<b>60 Double</b>  <p>Size vanity W590 x H580 x D448 mm Size of basin see each model below</p>	<b>80 Double</b>  <p>Size vanity W790 x H580 x D448 mm Size of basin see each model below</p>	<b>100 Double</b>  <p>Size vanity W990 x H580 x D448 mm Size of basin see each model below</p>	<b>120 Double</b>  <p>Size vanity W1180 x H580 x D448 mm Size of basin see each model below</p>
--	--	--	--

### Vanity Unit 2 drawers

White	<b>288-2T</b>	£625
White Structure	<b>288-S2T</b>	£660
Black	<b>288-4T</b>	£680
Oak	<b>288-5T</b>	£680

Optional

Handles page 94

### Vanity Unit 2 drawers

White	<b>289-2T</b>	£670
White Structure	<b>289-S2T</b>	£705
Black	<b>289-4T</b>	£725
Oak	<b>289-5T</b>	£725

Optional

Handles page 94

### Vanity Unit 2 drawers

White	<b>298-2T</b>	£740
White Structure	<b>298-S2T</b>	£775
Black	<b>298-4T</b>	£785
Oak	<b>298-5T</b>	£785

Optional

Handles page 94

### Vanity Unit 4 drawers

White	<b>266-2T</b>	£1285
White Structure	<b>266-S2T</b>	£1355
Black	<b>266-4T</b>	£1385
Oak	<b>266-5T</b>	£1385

Optional

Handles page 94

## Choose Worktop

### Worktop for 60 vanity

Marble	<b>600M</b>	£620
Granite	<b>600G</b>	£620
Diabase	<b>600D</b>	£720
Solid Ash	<b>600A</b>	£570
Royal Reef	<b>600R</b>	£465
Black Tebas	<b>600N</b>	£465

Size worktop W595 x D455 mm

### Worktop for 80 vanity

Marble	<b>800M</b>	£720
Granite	<b>800G</b>	£720
Diabase	<b>800D</b>	£825
Solid Ash	<b>800A</b>	£670
Royal Reef	<b>800R</b>	£495
Black Tebas	<b>800N</b>	£495

Size worktop W795 x D455 mm

### Worktop for 100 vanity

Marble	<b>1000M</b>	£825
Granite	<b>1000G</b>	£825
Diabase	<b>1000D</b>	£979
Solid Ash	<b>1000A</b>	£775
Royal Reef	<b>1000R</b>	£565
Black Tebas	<b>1000N</b>	£565

Size worktop W995 x D455 mm

### Worktop for 120 vanity

Marble	<b>1200M</b>	£1029
Granite	<b>1200G</b>	£1029
Diabase	<b>1200D</b>	£1239
Solid Ash	<b>1200A</b>	£979
Royal Reef	<b>1200R</b>	£895
Black Tebas	<b>1200N</b>	£895

Size worktop W1200 x D455 mm

<b>Basin</b>	<b>116W1</b>  <p>W500 x D495 x H180 mm</p>	<b>117W1</b>  <p>W680 x D500 x H180 mm</p>	<b>171W1</b>  <p>Ø460 x H180 mm</p>	<b>173W1</b>  <p>W550 x H130 x D450 mm</p>
<b>116W1</b> £410 <b>117W1</b> £435 <b>171W1</b> £259 <b>173W1</b> £259	<p>For more information on each basin please see page 90.</p>			

## Taps

Choose between several models and colours see page 93.



# LONDON

40, 60, 80, 100, 120 cm

Framed doors and drawer fronts



Classic beauty. Tasteful setting of drawers and fronts which enhances and deepens the impression of refined art. Inviting, clean lines with a beautiful finish that makes this collection obviously welcome in today's bathrooms. With the experience we have we know that all bathrooms are different - just like humans, so London is available in various sizes and in three classic colours, natural oak, black oak and white. The attention to the smallest detail adds to the comfort and knowledge that feeling nice, like beauty, is timeless.

**London 120**  
Mirror 63-5  
Top Light L101  
Vanity Unit 566-5  
Basin 123W1  
Taps 1936C  
Tall Cabinet 595H-5





D-shaped ceramic basin 120 cm with double bowls. Also available in 60, 80, and 100 cm.



Spacious high cabinet with two drawers. The bottom drawers are equipped with an adjustable retaining bar that keeps bottles in place.



Doors and drawers are 19 mm and gives a solid impression. Natural oak and Black stained oak are made of solid oak.



With different handles, you easily put your personal touch. Above is a modern still classic handle in chrome 93803.



**London 80 double + 40 low + 80 low**  
Shown above with a custom  
made Grey Granite work top.

Mirror 61-2  
Top Light L101  
Grey Granite work top - special order  
Basins 133W  
Taps 1941C  
Storage Cabinet 534V-2 and 534H-2  
Wallmounted WC 793W/148-2  
Accessories Orlando






Picture shows 2 metre special order Work Top – Grey Granite.



Tap 1941C mounted on the Work Top.



Thin wooden frame on the sides of the mirror, only 65 mm deep, gives an elegant impression.



Vanity Drawer 80: 589-8T, Worktop Carrara marble 800M-H, Basin 133W, Tap 1941C, Handles in chrome c/c 96 cm 93801, Mirror Stockholm 641C, Storage Cabinets 550-8, wall-mounted WC 794W, Toilet seat 348-2, wall-mounted Light Traditional 301C.



London is available in a sober grey colour that fits nicely with chrome details and Carrara Marble worktop.



The tap shown is mounted onto the stone worktop. Choose between several full cover basins and worktops with basins.







Drawers and doors thickness is 19 mm and gives a solid impression. Fronts in both natural and black stained finishes are solid oak.



Beautifully defined grain in solid oak. Stone worktop in Carrara Marble and basin 116W1. London 120 vanity with 2 drawers.



London 80 double, Bathroom Cabinet 54-4, Top Light L101, Vanity 589-4, Basin 121W1 Tap 1936C, Handle 93807, Storage 597V-4. Accessories Montana.



London 80 high, Vanity 58912-5, Rectangular Basin 111W1, Tap 1940MP, Bathroom cabinet 54-5, Top light L101, Storage 597H-5, Handles 94411



**London 60**  
Vanity 588-5  
Basin D-shape 120W1  
Tap 1933C  
Mirror 60-5  
Top light L101  
Storage 596H-5  
Handles 93807  
Accessories Bond chrome



London vanity 60 with stone worktop Carrara Marble, Basin 116W1.



London vanity 60 with rectangular Basin 110W1.



London vanity 60 with oval Basin 124W1.



Mirror Cabinet 55-2, Top Light L101, Down Light DL101, Vanity 100 598-2, Basin 122W1, Tap 1936C, Handle 93801, Mirror Storage Cabinet 96V-2 with Top Light L101.



Handles and knobs. Choose between several different shapes and Colours and create your personal style, please see page 94-95.





Mirror 59-5, Top Light L101, Vanity 584H-5T, Basin 174W1, Tap 1935C, Oak Worktop 79-5. Handle 93796.



Mirror 59-5, Top Light L101, Vanity 584H-5, Basin 165W1, Tap 1935C. Handle 93796.



Mirror Cabinet 52V-2, Top Light L101, Vanity 584V-2T, Basin 174W1, Tap 1935C, stone worktop Carrara Marble 400M. Handle 93796.



Vanity 584V-2, Basin 165W1, Tap 1935C, Handle 93796.



London 40, a smart solution for smaller bathrooms, only 35 cm deep.

## FURNITURE COLLECTION LONDON

Framed doors and drawer fronts are available in natural oak, black stained oak, smooth white painted and light grey.

Soft closing drawers and doors. The drawers are sturdy, fully expandable and fitted with anti-slip mats. Vanity unit top drawers have compartments in solid natural oak that can easily be lifted out for cleaning. Vanity unit bottom drawers are fitted with an adjustable bar to stop larger items from moving.

For your vanity you can choose between a full cover basin or a worktop with basin. See options below.

Complete the look with our range of taps and handles to add your own finished character to the bathroom furniture.

The furniture is delivered fully assembled.

### Size Vanities

40, 60, 80, 100, 120 cm


### Colours



White



Light Grey




Black Stained Oak



Natural Oak

### Drawer Vanity in 3 ways:



1. Drawer Vanity with full cover basin
2. Drawer Vanity with worktop, basin and tap mounted on the worktop
3. Drawer Vanity with worktop and tap mounted on the basin

### Full Cover Ceramic Basin in 4 shapes



120 basins always have double bowls.

### Stone Worktops



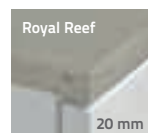
Carrara Marble



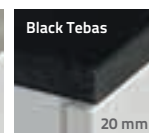
Black Diabase



Grey Granite



Quartz



Quartz

### Quartz Stone Worktop

Royal Reef

Black Tebas

### Basin for worktop, tap mounted on the worktop



### Basin for worktop, tap mounted on the basin




Our bathroom furniture has a 10 year guarantee

## DETAILS LONDON

Symbol shows that this feature is optional. **T**




**Top drawers** are equipped with an adjustable divider in wood.



**Anti slip mats** in vanity units and storage cabinet drawers.




**Drawers have straight insides** which allows you to take advantage of the entire surface.



**Fully extendable**, soft closing drawers. Tall drawers and lower drawer in the double vanity are equipped with an adjustable retaining bar that keeps bottles in place.



**35 mm thin fullcover basin** in genuine white ceramic. D-shaped range. One of many basin options.



**Practical storage solutions.**




**Bathroom Cabinet** with LED top lights have frosted edges on top and bottom.



**Bathroom Cabinet** 60, 80, 100, 120 are equipped with a centre divider in wood that gives a more flexible placement of the glass shelves.



**Energy efficient top light** in chrome finish. Neutral white light. **Option code no. L101**



**LED Down light** to match top light. **Option code no. DL101**



**Linear LED Bathroom Cabinet** dimmable lit bars. Energy efficient LED lighting with a white neutral sheen. Complete with **matching Down Light** code no. DL2.



**Extension swivel mirror** - can be mounted on the inside of the cabinet. 3 x magnification/regular mirror. Easy to install.



**Doors and drawers** are 19 mm and gives a solid impression. Natural Oak and Black Stained Oak are solid oak.



**Light grey** is one of four colours. It goes well with chrome details and Carrara marble.



**Handles and knobs.** Choose between various finishes, shapes and sizes to create your personal touch. **Page 94.**



**Taps.** You can easily find a suitable and stylish favourite among our taps on **page 93.**



## FURNITURE COLLECTION LONDON


Vanity units are fitted with mounting rails and brackets for easy adjustment and quick installation. Drawer fronts are adjustable in all directions. Fully extending drawers with soft close mechanism. The drawers include an anti slip mat and removable wooden dividers.

Vanity Units, basins, taps and handles are priced separately. Double and high vanity units are equipped with a retaining bar.

Choose between full cover basin or worktop with basin. All furniture is delivered fully assembled.

Read more about the Miller Way on [www.millerbathrooms.co.uk](http://www.millerbathrooms.co.uk)

### Colour



White

Light Grey

Black Stained Oak








Natural Oak

### Size Vanity









40, 60, 80, 100, 120 cm

### Vanity with full cover basin

1 tall drawer or 2 drawers – price separately for vanity, basin and tap

<div>60 Tall</div> <div></div> <div>Vanity size W590 x H341 x D455 mm Basin size see each model below</div> <div><div>Vanity Unit 1 drawer</div><table><tr><td>White</td><td>58812-2</td><td>£575</td></tr><tr><td>Light Grey</td><td>58812-8</td><td>£575</td></tr><tr><td>Black</td><td>58812-4</td><td>£620</td></tr><tr><td>Oak</td><td>58812-5</td><td>£620</td></tr></table><div><div>Optional Handles</div><div>page 94</div></div></div>	White	58812-2	£575	Light Grey	58812-8	£575	Black	58812-4	£620	Oak	58812-5	£620	<div>80 Tall</div> <div></div> <div>Vanity size W790 x H341 x D455 mm Basin size see each model below</div> <div><div>Vanity Unit 1 drawer</div><table><tr><td>White</td><td>58912-2</td><td>£640</td></tr><tr><td>Light Grey</td><td>58912-8</td><td>£640</td></tr><tr><td>Black</td><td>58912-4</td><td>£695</td></tr><tr><td>Oak</td><td>58912-5</td><td>£695</td></tr></table><div><div>Optional Handles</div><div>page 94</div></div></div>	White	58912-2	£640	Light Grey	58912-8	£640	Black	58912-4	£695	Oak	58912-5	£695	<div>100 Tall</div> <div></div> <div>Vanity size W990 x H341 x D455 mm Basin size see each model below</div> <div><div>Vanity Unit 1 drawer</div><table><tr><td>White</td><td>59812-2</td><td>£685</td></tr><tr><td>Light Grey</td><td>59812-8</td><td>£685</td></tr><tr><td>Black</td><td>59812-4</td><td>£740</td></tr><tr><td>Oak</td><td>59812-5</td><td>£740</td></tr></table><div><div>Optional Handles</div><div>page 94</div></div></div>	White	59812-2	£685	Light Grey	59812-8	£685	Black	59812-4	£740	Oak	59812-5	£740													
White	58812-2	£575																																																	
Light Grey	58812-8	£575																																																	
Black	58812-4	£620																																																	
Oak	58812-5	£620																																																	
White	58912-2	£640																																																	
Light Grey	58912-8	£640																																																	
Black	58912-4	£695																																																	
Oak	58912-5	£695																																																	
White	59812-2	£685																																																	
Light Grey	59812-8	£685																																																	
Black	59812-4	£740																																																	
Oak	59812-5	£740																																																	
<div>60 Double</div> <div></div> <div>Vanity size W590 x H580 x D455 mm Basin size see each model below</div> <div><div>Vanity Unit 2 drawers</div><table><tr><td>White</td><td>588-2</td><td>£675</td></tr><tr><td>Light Grey</td><td>588-8</td><td>£675</td></tr><tr><td>Black</td><td>588-4</td><td>£720</td></tr><tr><td>Oak</td><td>588-5</td><td>£720</td></tr></table><div><div>Optional Handles</div><div>page 94</div></div></div>	White	588-2	£675	Light Grey	588-8	£675	Black	588-4	£720	Oak	588-5	£720	<div>80 Double</div> <div></div> <div>Vanity size W790 x H580 x D455 mm Basin size see each model below</div> <div><div>Vanity Unit 2 drawers</div><table><tr><td>White</td><td>589-2</td><td>£740</td></tr><tr><td>Light Grey</td><td>589-8</td><td>£740</td></tr><tr><td>Black</td><td>589-4</td><td>£795</td></tr><tr><td>Oak</td><td>589-5</td><td>£795</td></tr></table><div><div>Optional Handles</div><div>page 94</div></div></div>	White	589-2	£740	Light Grey	589-8	£740	Black	589-4	£795	Oak	589-5	£795	<div>100 Double</div> <div></div> <div>Vanity size W990 x H580 x D455 mm Basin size see each model below</div> <div><div>Vanity Unit 2 drawers</div><table><tr><td>White</td><td>598-2</td><td>£785</td></tr><tr><td>Light Grey</td><td>598-8</td><td>£785</td></tr><tr><td>Black</td><td>598-4</td><td>£840</td></tr><tr><td>Oak</td><td>598-5</td><td>£840</td></tr></table><div><div>Optional Handles</div><div>page 94</div></div></div>	White	598-2	£785	Light Grey	598-8	£785	Black	598-4	£840	Oak	598-5	£840	<div>120 Double</div> <div></div> <div>Vanity size W1190 x H580 x D455 mm Basin size see each model below</div> <div><div>Vanity Unit 4 drawers</div><table><tr><td>White</td><td>566-2</td><td>£1385</td></tr><tr><td>Light Grey</td><td>566-8</td><td>£1385</td></tr><tr><td>Black</td><td>566-4</td><td>£1485</td></tr><tr><td>Oak</td><td>566-5</td><td>£1485</td></tr></table><div><div>Optional Handles</div><div>page 94</div></div></div>	White	566-2	£1385	Light Grey	566-8	£1385	Black	566-4	£1485	Oak	566-5	£1485
White	588-2	£675																																																	
Light Grey	588-8	£675																																																	
Black	588-4	£720																																																	
Oak	588-5	£720																																																	
White	589-2	£740																																																	
Light Grey	589-8	£740																																																	
Black	589-4	£795																																																	
Oak	589-5	£795																																																	
White	598-2	£785																																																	
Light Grey	598-8	£785																																																	
Black	598-4	£840																																																	
Oak	598-5	£840																																																	
White	566-2	£1385																																																	
Light Grey	566-8	£1385																																																	
Black	566-4	£1485																																																	
Oak	566-5	£1485																																																	
<div>Basin</div> <div><div>Basin for 60 vanity unit</div><div>W605 x D455 mm</div><table><tr><td>D-shape</td><td>120W1</td><td>£295</td></tr><tr><td>Rectangular</td><td>110W1</td><td>£295</td></tr><tr><td>Oval</td><td>124W1</td><td>£295</td></tr><tr><td>Velca</td><td>128W1</td><td>£295</td></tr></table></div>	D-shape	120W1	£295	Rectangular	110W1	£295	Oval	124W1	£295	Velca	128W1	£295	<div><div>Basin for 80 vanity unit</div><div>W805 x D455mm</div><table><tr><td>D-shape</td><td>121W1</td><td>£385</td></tr><tr><td>Rectangular</td><td>111W1</td><td>£385</td></tr><tr><td>Oval</td><td>125W1</td><td>£385</td></tr><tr><td>Velca</td><td>129W1</td><td>£385</td></tr></table></div>	D-shape	121W1	£385	Rectangular	111W1	£385	Oval	125W1	£385	Velca	129W1	£385	<div><div>Basin for 100 vanity unit</div><div>W1005 x D455 mm</div><table><tr><td>D-shape</td><td>122W1</td><td>£440</td></tr><tr><td>Rectangular</td><td>113W1</td><td>£440</td></tr><tr><td>Oval</td><td>126W1</td><td>£440</td></tr><tr><td>Velca</td><td>130W1</td><td>£440</td></tr></table></div>	D-shape	122W1	£440	Rectangular	113W1	£440	Oval	126W1	£440	Velca	130W1	£440	<div><div>Basin for 120 vanity unit with 2 bowls</div><div>W1210 x D455 mm</div><table><tr><td>D-shape</td><td>123W1</td><td>£665</td></tr><tr><td>Rectangular</td><td>115W1</td><td>£665</td></tr><tr><td>Oval</td><td>127W1</td><td>£665</td></tr><tr><td>Velca</td><td>131W1</td><td>£665</td></tr></table></div>	D-shape	123W1	£665	Rectangular	115W1	£665	Oval	127W1	£665	Velca	131W1	£665
D-shape	120W1	£295																																																	
Rectangular	110W1	£295																																																	
Oval	124W1	£295																																																	
Velca	128W1	£295																																																	
D-shape	121W1	£385																																																	
Rectangular	111W1	£385																																																	
Oval	125W1	£385																																																	
Velca	129W1	£385																																																	
D-shape	122W1	£440																																																	
Rectangular	113W1	£440																																																	
Oval	126W1	£440																																																	
Velca	130W1	£440																																																	
D-shape	123W1	£665																																																	
Rectangular	115W1	£665																																																	
Oval	127W1	£665																																																	
Velca	131W1	£665																																																	

Ceramic Basins in four shapes. All basins are 455 mm deep (from front to back)

D-shape	Rectangular	Oval	Velca
			
Max. depth bowl 135 mm	Max. depth bowl 100 mm	Max. depth bowl 100 mm	Max. depth bowl 135 mm
			
Height 35 mm	Height 50 mm	Height 50 mm	Height 110 mm

Images of basins in all sizes are available on page 90. Measurements are for guidance only, exact measurement should be measured on the delivered basin.



## Legs and a practical foot stool for vanity with drawers and full cover basins

Clear lacquered solid oak legs with a white top. Suitable to store under our vanity units with drawers & full cover basins. Sizes 60, 80 and 100cm, adjustable feet, maximum load 100kg.

Legs 60	Legs 80	Legs 100	
			
W560 x H232 x D300 mm	W760 x H232 x D300 mm	W960 x H232 x D300 mm	
<b>B60-5</b> £295 For vanity with drawers 60 and 2 pcs. for vanity with drawers 120 cm	<b>B80-5</b> £310 For vanity with drawers 80	<b>B100-5</b> £325 For vanity with drawers 100	



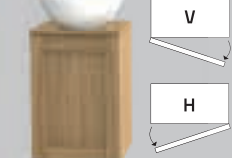

## Deep Vanity with doors




Size 60 cm, 1 adjustable shelf - price separately for vanity, basin and tap

60 2 doors		
	<i>Deep vanity 2 doors</i>	
	White <b>587-2</b>	£465
	Light Grey <b>587-8</b>	£465
	Black <b>587-4</b>	£565
	Oak <b>587-5</b>	£565
	<i>Basin for 60 vanity</i>	
	D-shape <b>120W1</b>	£295
	Rectangular <b>110W1</b>	£295
	Oval <b>124W1</b>	£295
	Velca <b>128W1</b>	£295
Size Vanity W590 x H580 x D448 mm Size of basin see each model page 90		For more information about our basins please see image on page 90.

## Shallow Vanity with doors

Size 40 or 60 cm - price separately for vanity, basin and tap

40 + 1 Door	60 + 2 Doors	40 + 1 Door + Worktop	
			
Total size W405 x H630 x D350 mm	Total size W600 x H630 x D350 mm	Total size W405 x H755 x D350 mm Basin depth 415 mm	
<i>Left hand door</i>	<i>Colour Vanity</i>	<i>Left hand door</i>	
White <b>584V-2</b>	White <b>586-2</b>	White <b>584V-2T</b>	£395
Light Grey <b>584V-8</b>	Light Grey <b>586-8</b>	Light Grey <b>584V-8</b>	£395
Black <b>584V-4</b>	Black <b>586-4</b>	Black <b>584V-4T</b>	£450
Oak <b>584V-5</b>	Oak <b>586-5</b>	Oak <b>584V-5T</b>	£450
<i>Right hand door</i>	<i>Basin</i>	<i>Right hand door</i>	
White <b>584H-2</b>	White <b>166W1</b>	White <b>584H-2T</b>	£395
Light Grey <b>584H-8</b>		Light Grey <b>584H-8</b>	£395
Black <b>584H-4</b>	<i>Optional Handles</i>	Black <b>584H-4T</b>	£450
Oak <b>584H-5</b>	page 94	Oak <b>584H-5T</b>	£450
<i>Basin</i>		<i>Basin</i>	
White <b>165W1</b>		White <b>174W1</b>	£180
<i>Optional Handles</i>		<i>Optional Handles</i>	page 94
page 94			

Basin	165W1	166W1	174W1
			
405 mm	600 mm	Ø 400 mm	
355 mm	350 mm	415 mm	

25 mm worktop for 40 vanity with door

White	<b>79-2</b>	£65
Black	<b>79-4</b>	£95
Oak	<b>79-5</b>	£95

30 mm worktop for 40 vanity with door

Marble	<b>400M</b>	£499
Granite	<b>400G</b>	£499
Diabase	<b>400D</b>	£540
Solid Ash	<b>79-A</b>	£450












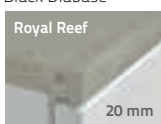








20 mm worktop for 40 vanity with door

Royal Reef	<b>400R</b>	£295
Black Tebas	<b>400N</b>	£295

Size worktop W403 x D358 mm

## Drawer Vanity with worktop, basin and tap mounted on the worktop

Size 60, 80, 100, 120 - price separately for vanity, basin and tap

<p><b>60 Low</b></p>  <p>Size vanity W590 x H244 x D448 mm Size of basin see each model below</p>	<p><b>80 Low</b></p>  <p>Size vanity W790 x H244 x D448 mm Size of basin see each model below</p>	<p><b>100 Low</b></p>  <p>Size vanity W990 x H244 x D448 mm Size of basin see each model below</p>	<p><b>Colour Vanity</b></p>   <p>White      Light Grey</p>   <p>Black Stained Oak      Natural Oak</p>	
<p><i>Vanity Unit 1 drawer</i></p> <p>White <b>58813-2T</b> £555 Light Grey <b>58813-8T</b> £555 Black <b>58813-4T</b> £600 Oak <b>58813-5T</b> £600</p> <p><i>Optional Handles</i>      page 94</p>	<p><i>Vanity Unit 1 drawer</i></p> <p>White <b>58913-2T</b> £620 Light Grey <b>58913-8T</b> £620 Black <b>58913-4T</b> £675 Oak <b>58913-5T</b> £675</p> <p><i>Optional Handles</i>      page 94</p>	<p><i>Vanity Unit 1 drawer</i></p> <p>White <b>59813-2T</b> £665 Light Grey <b>59813-8T</b> £665 Black <b>59813-4T</b> £720 Oak <b>59813-5T</b> £720</p> <p><i>Optional Handles</i>      page 94</p>	<p><b>Colour Worktop</b></p>   <p>Carrara Marble      Grey Granite</p>   <p>Black Diabase      Black Tebas</p>   <p>Quartz Stone      Quartz Stone</p>	
<p><b>60 High</b></p>  <p>Size vanity W590 x H341 x D448 mm Size of basin see each model below</p>	<p><b>80 High</b></p>  <p>Size vanity W790 x H341 x D448 mm Size of basin see each model below</p>	<p><b>100 High</b></p>  <p>Size vanity W990 x H341 x D448 mm Size of basin see each model below</p>	<p><b>120 Double</b></p>  <p>Size vanity W1180 x H580 x D448 mm Size of basin see each model below</p>	
<p><i>Vanity Unit 1 drawer</i></p> <p>White <b>58812-2T</b> £575 Light Grey <b>58812-8T</b> £575 Black <b>58812-4T</b> £620 Oak <b>58812-5T</b> £620</p> <p><i>Optional Handles</i>      page 94</p>	<p><i>Vanity Unit 1 drawer</i></p> <p>White <b>58912-2T</b> £640 Light Grey <b>58912-8T</b> £640 Black <b>58912-4T</b> £695 Oak <b>58912-5T</b> £695</p> <p><i>Optional Handles</i>      page 94</p>	<p><i>Vanity Unit 1 drawer</i></p> <p>White <b>59812-2T</b> £685 Light Grey <b>59812-8T</b> £685 Black <b>59812-4T</b> £740 Oak <b>59812-5T</b> £740</p> <p><i>Optional Handles</i>      page 94</p>	<p><i>Vanity Unit 4 drawers</i></p> <p>White <b>566-2T</b> £1385 Light Grey <b>566-8T</b> £1355 Black <b>566-4T</b> £1485 Oak <b>566-5T</b> £1485</p> <p><i>Optional Handles</i>      page 94</p>	
<p><b>60 Double</b></p>  <p>Size vanity W590 x H580 x D448 mm Size of basin see each model below</p>	<p><b>80 Double</b></p>  <p>Size vanity W790 x H580 x D448 mm Size of basin see each model below</p>	<p><b>100 Double</b></p>  <p>Size vanity W990 x H580 x D448 mm Size of basin see each model below</p>	<p><i>Worktop for 120 vanity</i></p> <p>Marble <b>1200M-X</b> £1029 Granite <b>1200G-X</b> £1029 Diabase <b>1200D-X</b> £1239 Royal Reef <b>1200R-X</b> £895 Black Tebas <b>1200N-X</b> £895</p> <p><i>Size worktop W1200 x D455 mm</i></p>	
<p><i>Vanity Unit 2 drawers</i></p> <p>White <b>588-2T</b> £675 Light Grey <b>588-8T</b> £675 Black <b>588-4T</b> £720 Oak <b>588-5T</b> £720</p> <p><i>Optional Handles</i>      page 94</p>	<p><i>Vanity Unit 2 drawers</i></p> <p>White <b>589-2T</b> £740 Light Grey <b>589-8T</b> £740 Black <b>589-4T</b> £795 Oak <b>589-5T</b> £795</p> <p><i>Optional Handles</i>      page 94</p>	<p><i>Vanity Unit 2 drawers</i></p> <p>White <b>598-2T</b> £785 Light Grey <b>598-8T</b> £785 Black <b>598-4T</b> £840 Oak <b>598-5T</b> £840</p> <p><i>Optional Handles</i>      page 94</p>	<p><i>Worktop for 100 vanity</i></p> <p>Marble <b>1000M-X</b> £825 Granite <b>1000G-X</b> £825 Diabase <b>1000D-X</b> £979 Royal Reef <b>1000R-X</b> £565 Black Tebas <b>1000N-X</b> £565</p> <p><i>Size worktop W995 x D455 mm</i></p>	
<p><b>Choose Worktop</b></p> <p><i>Worktop for 60 vanity</i></p> <p>Marble <b>600M-X</b> £620 Granite <b>600G-X</b> £620 Diabase <b>600D-X</b> £720 Solid Ash <b>600A-X</b> £50 Royal Reef <b>600R-X</b> £465 Black Tebas <b>600N-X</b> £465</p> <p><i>Size worktop W595 x D455</i></p>	<p><i>Worktop for 80 vanity</i></p> <p>Marble <b>800M-X</b> £720 Granite <b>800G-X</b> £720 Diabase <b>800D-X</b> £825 Royal Reef <b>800R-X</b> £495 Black Tebas <b>800N-X</b> £495</p> <p><i>Size worktop W795 x D455 mm</i></p>	<p><i>Worktop for 100 vanity</i></p> <p>Marble <b>1000M-X</b> £825 Granite <b>1000G-X</b> £825 Diabase <b>1000D-X</b> £979 Royal Reef <b>1000R-X</b> £565 Black Tebas <b>1000N-X</b> £565</p> <p><i>Size worktop W995 x D455 mm</i></p>	<p><i>Worktop for 120 vanity</i></p> <p>Marble <b>1200M-X</b> £1029 Granite <b>1200G-X</b> £1029 Diabase <b>1200D-X</b> £1239 Royal Reef <b>1200R-X</b> £895 Black Tebas <b>1200N-X</b> £895</p> <p><i>Size worktop W1200 x D455 mm</i></p>	

**Choose** The tap is placed to the left or to the right of the basin on the work top.

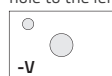
### Hole Pattern

hole to the right **-H**




add -H after the work top code no.  
example: 600M-H

hole to the left **-V**




add -V after the work top code no.  
example: 600M-V

120 vanity left + right




example: 1200M-HV

120 vanity to the left **-V**



example: 1200M-V

120 vanity to the right **-H**



example: 1200M-H





















**NOTE** -X, choose below hole pattern i.e. 600M-V is a 60 cm marble work top with tap hole to the left of the basin.

<p><b>Hole Pattern</b></p>  <p>Hole to the Right <b>-H</b></p>  <p>Hole to the Left <b>-V</b></p>	<p><b>Basin</b></p> <p><b>133W</b> £275</p>  <p>Ø390 x H150 mm Max.depth bowl 130 mm</p> <p><b>132W</b> £275</p>  <p>W390 x D390 x H130 mm Max.depth bowl 95 mm</p>	<p><b>Tap mounted on the worktop</b></p> <p>Chrome <b>1941C</b> £395 Black <b>1941B</b> £595 Brass <b>1941MP*</b> £395</p> <p>Total height tap: 302 mm Prices include a free flow waste = always open *Polished untreated brass, surface changes over time.</p> 
---	---	---



## Drawer Vanity with worktop, basin and tap mounted on the basin

Size 60, 80, 100, 120 - price separately for vanity, basin and tap

<p><b>60 Low</b></p>  <p>Size vanity W590 x H244 x D448 mm Size of basin see each model below</p>	<p><b>80 Low</b></p>  <p>Size vanity W790 x H244 x D448 mm Size of basin see each model below</p>	<p><b>100 Low</b></p>  <p>Size vanity W990 x H244 x D448 mm Size of basin see each model below</p>	<p><b>Colour Vanity</b></p>   <p>White      Light Grey</p>   <p>Black Stained Oak      Natural Oak</p>	
<p><i>Vanity Unit 1 drawer</i></p> <p>White <b>58813-2T</b> £555 Light Grey <b>58813-8T</b> £555 Black <b>58813-4T</b> £600 Oak <b>58813-5T</b> £600 <i>Optional Handles</i> page 94</p>	<p><i>Vanity Unit 1 drawer</i></p> <p>White <b>58913-2T</b> £620 Light Grey <b>58913-8T</b> £620 Black <b>58913-4T</b> £675 Oak <b>58913-5T</b> £675 <i>Optional Handles</i> page 94</p>	<p><i>Vanity Unit 1 drawer</i></p> <p>White <b>59813-2T</b> £665 Light Grey <b>59813-8T</b> £665 Black <b>59813-4T</b> £720 Oak <b>59813-5T</b> £720 <i>Optional Handles</i> page 94</p>	<p><b>Colour Worktop</b></p>   <p>Carrara Marble      Grey Granite</p>   <p>Black Diabase</p>   <p>Royal Reef      Black Tebas Quartz Stone      Quartz Stone</p>	
<p><b>60 High</b></p>  <p>Size vanity W590 x H341 x D448 mm Size of basin see each model below</p>	<p><b>80 High</b></p>  <p>Size vanity W790 x H341 x D448 mm Size of basin see each model below</p>	<p><b>100 High</b></p>  <p>Size vanity W990 x H341 x D448 mm Size of basin see each model below</p>	<p><b>120 Double</b></p>  <p>Size vanity W1180 x H580 x D448 mm Size of basin see each model below</p>	
<p><i>Vanity Unit 1 drawer</i></p> <p>White <b>58812-2T</b> £575 Light Grey <b>58812-8T</b> £575 Black <b>58812-4T</b> £620 Oak <b>58812-5T</b> £620 <i>Optional Handles</i> page 94</p>	<p><i>Vanity Unit 1 drawer</i></p> <p>White <b>58912-2T</b> £640 Light Grey <b>58912-8T</b> £640 Black <b>58912-4T</b> £695 Oak <b>58912-5T</b> £695 <i>Optional Handles</i> page 94</p>	<p><i>Vanity Unit 1 drawer</i></p> <p>White <b>59812-2T</b> £685 Light Grey <b>59812-8T</b> £685 Black <b>59812-4T</b> £740 Oak <b>59812-5T</b> £740 <i>Optional Handles</i> page 94</p>	<p><i>Vanity Unit 4 drawers</i></p> <p>White <b>566-2T</b> £1385 Light Grey <b>566-8T</b> £1355 Black <b>566-4T</b> £1485 Oak <b>566-5T</b> £1485 <i>Optional Handles</i> page 94</p>	
<p><b>60 Double</b></p>  <p>Size vanity W590 x H580 x D448 mm Size of basin see each model below</p>	<p><b>80 Double</b></p>  <p>Size vanity W790 x H580 x D448 mm Size of basin see each model below</p>	<p><b>100 Double</b></p>  <p>Size vanity W990 x H580 x D448 mm Size of basin see each model below</p>	<p><b>Choose Worktop</b></p> <p><i>Worktop for 60 vanity</i></p> <p>Marble <b>600M</b> £620 Granite <b>600G</b> £620 Diabase <b>600D</b> £720 Solid Ash <b>600A</b> £570 Royal Reef <b>600R</b> £465 Black Tebas <b>600N</b> £465 <i>Size worktop W595 x D455 mm</i></p>	
<p><i>Vanity Unit 2 drawers</i></p> <p>White <b>588-2T</b> £675 Light Grey <b>588-8T</b> £675 Black <b>588-4T</b> £720 Oak <b>588-5T</b> £720 <i>Optional Handles</i> page 94</p>	<p><i>Vanity Unit 2 drawers</i></p> <p>White <b>589-2T</b> £740 Light Grey <b>589-8T</b> £740 Black <b>589-4T</b> £795 Oak <b>589-5T</b> £795 <i>Optional Handles</i> page 94</p>	<p><i>Vanity Unit 2 drawers</i></p> <p>White <b>598-2T</b> £785 Light Grey <b>598-8T</b> £785 Black <b>598-4T</b> £840 Oak <b>598-5T</b> £840 <i>Optional Handles</i> page 94</p>	<p><i>Worktop for 80 vanity</i></p> <p>Marble <b>800M</b> £720 Granite <b>800G</b> £720 Diabase <b>800D</b> £825 Solid Ash <b>800A</b> £670 Royal Reef <b>800R</b> £495 Black Tebas <b>800N</b> £495 <i>Size worktop W795 x D455 mm</i></p>	
<p><i>Worktop for 100 vanity</i></p> <p>Marble <b>1000M</b> £825 Granite <b>1000G</b> £825 Diabase <b>1000D</b> £979 Solid Ash <b>1000A</b> £775 Royal Reef <b>1000R</b> £565 Black Tebas <b>1000N</b> £565 <i>Size worktop W995 x D455 mm</i></p>	<p><i>Worktop for 120 vanity</i></p> <p>Marble <b>1200M</b> £1029 Granite <b>1200G</b> £1029 Diabase <b>1200D</b> £1239 Solid Ash <b>1200A</b> £979 Royal Reef <b>1200R</b> £895 Black Tebas <b>1200N</b> £895 <i>Size worktop W1200 x D455 mm</i></p>	<p><i>Worktop for 100 vanity</i></p> <p>Marble <b>1000M</b> £825 Granite <b>1000G</b> £825 Diabase <b>1000D</b> £979 Solid Ash <b>1000A</b> £775 Royal Reef <b>1000R</b> £565 Black Tebas <b>1000N</b> £565 <i>Size worktop W995 x D455 mm</i></p>	<p><i>Worktop for 120 vanity</i></p> <p>Marble <b>1200M</b> £1029 Granite <b>1200G</b> £1029 Diabase <b>1200D</b> £1239 Solid Ash <b>1200A</b> £979 Royal Reef <b>1200R</b> £895 Black Tebas <b>1200N</b> £895 <i>Size worktop W1200 x D455 mm</i></p>	

<p><b>Basin</b></p> <p><b>116W1</b> £410 <b>117W1</b> £435 <b>171W1</b> £259 <b>173W1</b> £259</p> <p><i>For more information on each basin please see page 90.</i></p>	<p><b>116W1</b></p>  <p>W500 x D495 x H180 mm</p>	<p><b>117W1</b></p>  <p>W680 x D500 x H180 mm</p>	<p><b>171W1</b></p>  <p>Ø460 x H180 mm</p>	<p><b>173W1</b></p>  <p>W550 x H130 x D450 mm</p>
---	--	--	--	--

### Taps

Choose between several models and Colours see page 93.

# TRADITIONAL 1903

50 and 65 cm

Floorstanding or wall hung

Classic framed mirror doors and drawers



Back to beauty. The classic design creates a safe and warm feeling for your moments in the bathroom. Hand-worked details, bevelled mirrors and rounded arches along the English washbasin provide a luxurious and romantic feel to everyday life. Classic bathrooms – the Miller Way.

Bathroom Cabinet 353H-2  
Light 301C-2  
Vanity Unit 389-2  
Basin 782W-1  
Tap 19370C  
Storage 395V-2  
WC 788W/789W-C  
Toilet Seat 348-2  
Accessories Stockholm and Classic





65 cm vanity is available with doors or drawers, floorstanding or wall hung.



Classic Mirror Cabinet with bevelled mirror glass.



Display Cabinet - bevelled clear glass, wooden shelves with decorative rounded edges.



Timeless bathroom accessories, Stockholm collection crafted from solid brass with a chrome finish.





Mirror 360C-2, light 301C-2, vanity unit 384H-2, basin 781W-1, tap 19370C, storage unit 394V-2, ceramic knobs 92794. Accessories Stockholm 680C, 611C, 613C, 606C. Vanity unit and storage unit is also available wall hung see page 74.





Floorstanding vanities and storage cabinets have a decorative base with adjustable feet.



Traditional Mirror has a wooden shelf with chromed rails.



Detail of the Traditional 1903 Mirror, code no. 360C-2.



Storage Cabinet 394V-2 with wood panelled door and ceramic knob code no. 92794.



Mirror Cabinet 353H-2



Floorstanding Vanity with doors 65: 386-2, Storage Cabinet 394V-2.



Classic WC 788W/789W-C, soft closing lid 348-2.



Toilet Seat 348-4 made of black stained canadian solid oak. The wood structure is clearly visible. Chrome finished handle on the right side of the lid.



## FURNITURE COLLECTION TRADITIONAL


The furniture features elegant, white finish ceramic basins in traditional English style. There is a matching, white classic toilet seat with soft close hinges. Basins are also available stand-alone on a ceramic pedestal.

Bevelled mirror glass and arched bathroom cabinets and mirrors. Storage cabinet with either glass or panelled door.

Choose a floor standing or wall mounted vanity and cabinet. The large vanity in the Traditional series is now available with a 2-drawer option, as well as a vanity unit with doors. Select the knob/handle of your choice.

Furniture is delivered fully assembled.

Colour



White

Size Vanity

50 and 65 cm




Our bathroom furniture has a 10 year guarantee

## DETAILS TRADITIONAL 1903



**Bevelled glass** and arched wooden frames.



**Rail in chrome** finish on the mirror shelf.



**Handles and knobs** choose between several sizes and colours to create your personal touch. See page 94.



**Storage** with panelled door or glass cabinet door.



Display cabinet, storage cabinet and vanity units are available floor standing alternatively wall hung.



**Ceramic Basins** in a traditional style, see our matching floor standing or alternatively wall hung WC.



Floor standing vanities, display cabinets and storage have **adjustable feet**.



**Panel doors** are milled in a solid piece, no joints where moisture can penetrate.



**Soft closing hinges** on the toilet seats.



**Chrome finished handles** on the toilet seats, practical and hygienic.

## FURNITURE COLLECTION TRADITIONAL 1903

Vanities are available floorstanding with plinth and adjustable feet or wall hung.


Soft closing doors and drawers. 50 vanity units are available with left or right hung door.

Vanity units are fitted with mounting rails and brackets for adjustable & quick installation. All furniture is delivered fully assembled.

Read more about the Miller Way on [www.millerbathrooms.co.uk](http://www.millerbathrooms.co.uk)

Size Vanity  
50 and 65 cm

Colour



White

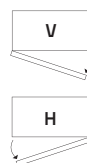


Please see our knobs and handles on page 94

### 50 cm Vanity with 1 door

Floorstanding or wall hung - price separately for vanity, basin and tap.

50 floorstanding	50 wall hung
	
W535 x H915 x D375 mm	W535 x H805 x D375 mm
<p>Vanity with 1 door</p> <p>Left hand door</p> <p>White <b>384V-2</b> £920</p> <p>Right hand door</p> <p>White <b>384H-2</b> £920</p> <p>Basin</p> <p>White ceramic <b>781W-1</b> £410</p>	<p>Vanity with 1 door</p> <p>Left hand door</p> <p>White <b>1384V-2</b> £820</p> <p>Right hand door</p> <p>White <b>1384H-2</b> £820</p> <p>Basin</p> <p>White ceramic <b>781W-1</b> £410</p>



### 65 cm Vanity with doors or drawers

Floorstanding or wall hung - price separately for vanity, basin and tap.

65 floorstanding	65 wall hung	65 floorstanding	65 wall hung
			
W655 x H930 x D510 mm	W655 x H820 x D510 mm	W655 x H930 x D510 mm	W655 x H820 x D510 mm
<p>Vanity with 2 doors</p> <p>White <b>386-2</b> £1080</p> <p>Basin</p> <p>White ceramic <b>782W-1</b> £460</p>	<p>Vanity with 2 doors</p> <p>White <b>1386-2</b> £975</p> <p>Basin</p> <p>White ceramic <b>782W-1</b> £460</p>	<p>Vanity with 2 drawers</p> <p>White <b>389-2</b> £1440</p> <p>Basin</p> <p>White ceramic <b>782W-1</b> £460</p>	<p>Vanity with 2 drawers</p> <p>White <b>1389-2</b> £1340</p> <p>Basin</p> <p>White ceramic <b>782W-1</b> £460</p>

### Cabinet

Arched frame with bevelled mirror glass alternatively panelled door in wood. 3 adjustable glass shelves. Bathroom cabinets are fitted with mounting rails and brackets for adjustable and quick installation.

Mirror Cabinet	Cabinet
	
W494 x H706 x D194 mm	W494 x H706 x D194 mm
<p>Left hand door</p> <p>White <b>353V-2</b> £670</p> <p>Right hand door</p> <p>White <b>353H-2</b> £670</p>	<p>Left hand door</p> <p>White <b>354V-2</b> £670</p> <p>Right hand door</p> <p>White <b>354H-2</b> £670</p>

### Mirror

Mirror with shelf

W471 x H698 x D162 mm

Mirror with arched wooden frame and bevelled mirror glass. Fixed shelf with rail in chrome finish.

White **360C-2** £405

## Storage

Storage cabinets are available with plinth and adjustable feet or wall hung. Choose glass or wood panelled door. Storage cabinets are fitted with mounting rails and brackets for adjustable and quick installation. 1 fixed and 2 adjustable wood shelves. Wooden shelves have a decorative rounded front edge.

Storage cabinet floorstanding	Storage cabinet wall hung	Display cabinet floorstanding	Display cabinet wall hung
			
W439 x H1155 x D350 mm	W439 x H1125 x D350 mm	W439 x H1155 x D350 mm	W439 x H1125 x D350 mm
1 Panell Door Left hand door White <b>394V-2</b> £875 Right hand door White <b>394H-2</b> £875	1 Panell Door Left hand door White <b>1394V-2</b> £775 Right hand door White <b>1394H-2</b> £775	1 glass door with wood frame, tempered clear glass with bevelled edge Left hand door White <b>395V-2</b> £875 Right hand door White <b>395H-2</b> £875	1 glass door with wood frame, tempered clear glass with bevelled edge Left hand door White <b>1395V-2</b> £775 Right hand door White <b>1395H-2</b> £775

## Ceramic, Pedestal, Tap and Lighting

Floorstanding or wall hung

Basin 55 and Pedestal	Basin 65 and Pedestal	WC Floorstanding	WC Wall hung
			
B535 x D375 x H870 mm	B655 x D510 x H920 mm	B400 x D690 x H803 mm	B388 x D550 x H375 mm
Basin and pedestal shown above in combination, genuine ceramic Basin <b>781W-1</b> £410 Pedestal <b>785W</b> £289	Basin and pedestal shown above in combination, genuine ceramic. Basin <b>782W-1</b> £460 Pedestal <b>785W</b> £289	Floor standing wc in white ceramic incl. tank and chrome flush button. Excl. seat. WC Floor standing <b>788W/789W-C</b> £920 Optional Seat white gloss like WC <b>348-2</b> £299 Seat black stained oak <b>348-4</b> £349	Wall hung wc in white ceramic. Excl. tank and seat. (Suitable for built in tank like Geberit Duofix.) WC Wall hung <b>794W</b> £495 Optional Seat white gloss like WC <b>348-2</b> £299 Seat black stained oak <b>348-4</b> £349
Toilet seat white gloss	Toilet seat black oak	Classic tap	Bathroom light
			
H105 mm	H105 mm	H105 mm	With back plate H280 x D350 mm Without back plate H255 x D320 mm
Only fits 788W/798W-C and 794W. White gloss like the ceramic. Chrome fittings and a small handle on the right side of the lid. Soft closing lid and seat. White Gloss <b>348-2</b> £299	Only fits 788W/798W-C and 794W. Canadian black stained solid oak, the structure of the wood stands out clearly. Chrome fittings and a small handle on the right side of the lid. Soft closing lid and seat. Black Oak <b>348-4</b> £349	Delivered with pop up waste. Chrome <b>1937C</b> £275	With or without wooden back plate, IP23. Chrome finished with frosted white globe Ø150 mm. Polished Nickel. With white back plate <b>301C-2</b> £225 Without back plate <b>301C</b> £199




## MIRROR CABINET LINEAR LED


Integrated dimmable light with touch sensor. Technically powerful LED light creates illuminated lines with better colour reproduction. Perfect for makeup. IP44 rated. Fitted with mounting rails and brackets for adjustable & quick installation. Soft closing double sided mirror doors. Choose left or right hand door for the 40 bathroom cabinet, see illustration below. All furniture is delivered fully assembled.

Read more about the Miller Way on [www.millerbathrooms.co.uk](http://www.millerbathrooms.co.uk)

### Colours



White



Black Stained Oak



Natural Oak



Light Grey\*



Dark Grey

### Sizes

40, 60, 80, 100 cm

For Furniture Ranges:  
Brooklyn, Kensington, New York, London

#### 40 linear led



W404 x H700 x D145 mm

#### 2 x glass shelves, IP44

##### Left hand door

White	<b>52VL-2</b>	£595
Black	<b>52VL-4</b>	£675
Oak	<b>52VL-5</b>	£675
Light Grey*	<b>52VL-8</b>	£595

##### Right hand door

White	<b>52HL-2</b>	£595
Black	<b>52HL-4</b>	£675
Oak	<b>52HL-5</b>	£675
Light Grey*	<b>52HL-8</b>	£595

#### Optional

Down Light	<b>DL2</b>	£79
2 extra glass shelves	<b>54-190</b>	£21
Swivel mirror	<b>81C</b>	£95

#### 60 linear led



W590 x H700 x D145 mm

#### 4 x glass shelves, centre wood divider, IP44

White	<b>53L-2</b>	£775
Black	<b>53L-4</b>	£845
Oak	<b>53L-5</b>	£845
Light Grey*	<b>53L-8</b>	£775
Dark Grey	<b>53L-9</b>	£845

#### Optional

Down Light	<b>DL2</b>	£79
2 extra glass shelves	<b>53-190</b>	£19
Swivel mirror	<b>81C</b>	£95

#### Optional Kensington furniture

Decorative top white	<b>06-453-2</b>	£35
Decorative top dark Grey	<b>06-453-9</b>	£35

#### 80 linear led



W790 x H700 x D145 mm

#### 4 x glass shelves, centre wood divider, IP44

White	<b>54L-2</b>	£875
Black	<b>54L-4</b>	£925
Oak	<b>54L-5</b>	£925
Light Grey*	<b>54L-8</b>	£875
Dark Grey	<b>54L-9</b>	£925

#### Optional

Down Light	<b>DL2</b>	£79
2 extra glass shelves	<b>54-190</b>	£21
Swivel mirror	<b>81C</b>	£95

#### Optional Kensington furniture

Decorative top white	<b>06-454-2</b>	£40
Decorative top dark Grey	<b>06-454-9</b>	£40

#### 100 linear led



W990 x H700 x D145 mm

#### 4 x glass shelves, centre wood divider, IP44

White	<b>55L-2</b>	£895
Black	<b>55L-4</b>	£975
Oak	<b>55L-5</b>	£975
Light Grey*	<b>55L-8</b>	£895
Dark Grey	<b>55L-9</b>	£975

#### Optional

Down Light	<b>DL2</b>	£79
2 extra glass shelves	<b>55-190</b>	£23
Swivel mirror	<b>81C</b>	£95

#### Optional Kensington furniture

Decorative top white	<b>06-455-2</b>	£45
Decorative top dark Grey	<b>06-455-9</b>	£45

\*Only the sides are Light Grey, inside of the cabinets are white painted.

For Furniture Ranges:  
Brooklyn, Kensington, New York, London

## DETAILS



Centre divider in wood for stability and a more flexible placement of the shelves. Optional Mirror 81C.



Light shines both forward and inward on cabinets.



Control the brightness with a touch sensor. Our new Bathroom Cabinet memorises the latest desired brightness when switched on and off.



The lighting is integrated in the sides of the bathroom cabinets and measures 16 mm x 16 mm. Matching Down Light DL2.



For Bathroom Collection Kensington we offer a Decorative Top made of wood to fix on top of the Linear Led Mirror Cabinets. See Optional for Kensington: 60, 80 and 100 Linear Led.

## OPTIONAL



Down Light Linear Led


Size W350 x H10 x D24 mm



Extra glass shelves



Swivel Mirror



Decorative Top

**Chrome DL2 £79**  
Chrome finish. White neutral sheen. IP44. Dimmable with Linear Led Mirror Cabinet.

**Can only be combined with Linear Led Mirror Cabinet, Linear Led Mirrors and Linead Led Top Light L102.**

*For right size please see optional under each bathroom cabinet.*  
Shelf brackets are included.

**Chrome 81C £95**  
Extension/Swivel Mirror. 3 x magnification/regular mirror. Chrome finish. Easily fitted inside bathroom cabinets in the holes for the glass shelves at flexible heights.  
Size H230 mm, Ø150 mm  
Backplate W84 x H54 mm  
Maximum extension arm 300 mm

*For our Bathroom Collection Kensington we offer a Decorative Top in wood to match the vanities.*

*These are only available for Mirror Cabinets 60, 80 and 100 cm. Same size as the Kensington vanities. In Colours White and Dark Grey.*


## MIRROR CABINET with thin wooden frame

You choose if you want Top and Down Light to your Mirror Cabinet. There are two different models of Top and Down lights. Product images below are shown with Top Light L102. Price separately for Mirror Cabinet and Top/Down Light.


Fitted with mounting rails and brackets for adjustable & quick installation. Soft closing double sided mirror doors. Choose left or right hung door for the 40 bathroom cabinet, see illustration below. All furniture is delivered fully assembled.

Read more about the Miller Way on [www.millerbathrooms.co.uk](http://www.millerbathrooms.co.uk)

### Colours



White



Black Stained Oak



Natural Oak



Light Grey\*



Dark Grey

### Sizes

40, 60, 80, 100, 120 cm

For Furniture Ranges:

Brooklyn, Kensington, New York, London

### 40 Mirror Cabinet



W404 x H700 x D145 mm

#### 2 x glass shelves

##### Left hand door

White	<b>52V-2G</b>	£400
Black	<b>52V-4G</b>	£455
Oak	<b>52V-5G</b>	£455
Light Grey	<b>52V-8G</b>	£400

##### Right hand door

White	<b>52H-2G</b>	£400
Black	<b>52H-4G</b>	£455
Oak	<b>52H-5G</b>	£455
Light Grey	<b>52H-8G</b>	£400

#### Optional

Top Light	<b>L102</b>	£130
Down Light	<b>DL2</b>	£79
2 extra glass shelves	<b>54-190</b>	£21
Swivel Mirror	<b>81C</b>	£95

### 60 Mirror Cabinet



W590 x H700 x D145 mm

#### 4 x glass shelves, centre divider in wood

White	<b>53-2G</b>	£560
Black	<b>53-4G</b>	£640
Oak	<b>53-5G</b>	£640
Light Grey	<b>53-8G</b>	£560
Dark Grey	<b>53-9G</b>	£560

#### Optional

Top Light	<b>L102</b>	£130
Down Light	<b>DL2</b>	£79
2 extra glass shelves	<b>53-190</b>	£19
Swivel Mirror	<b>81C</b>	£95

### 80 Mirror Cabinet



W790 x H700 x D145 mm


#### 4 x glass shelves, centre divider in wood

White	<b>54-2G</b>	£640
Black	<b>54-4G</b>	£710
Oak	<b>54-5G</b>	£710
Light Grey	<b>54-8G</b>	£640
Dark Grey	<b>54-9G</b>	£640

#### Optional

Top Light	<b>L102</b>	£130
Down Light	<b>DL2</b>	£79
2 extra glass shelves	<b>54-190</b>	£21
Swivel Mirror	<b>81C</b>	£95

### 100 Mirror Cabinet



W990 x H700 x D145 mm

#### 4 x glass shelves, centre divider in wood

##### 1 extra hinge for stability

White	<b>55-2G</b>	£690
Black	<b>55-4G</b>	£770
Oak	<b>55-5G</b>	£770
Light Grey	<b>55-8G</b>	£690
Dark Grey	<b>55-9G</b>	£690

#### Optional

Top Light	<b>L102</b>	£130
Down Light	<b>DL2</b>	£79
2 extra glass shelves	<b>55-190</b>	£23
Swivel Mirror	<b>81C</b>	£95

### 120 Mirror Cabinet



W1180 x H700 x D145 mm  
Choose 2 top/down lights

#### 8 x glass shelves, 2 x 60 cabinets

##### Double centre divider in wood

White	<b>56-2G</b>	£1115
Black	<b>56-4G</b>	£1325
Oak	<b>56-5G</b>	£1325
Light Grey*	<b>56-8G</b>	£1115

#### Optional


Top Light	<b>L102</b>	£130
Down Light	<b>DL2</b>	£79
2 extra glass shelves	<b>53-190</b>	£19
Swivel Mirror	<b>81C</b>	£95



## MIRROR CABINET with thin wooden frame

For Furniture Ranges:  
Brooklyn, Kensington, New York, London

### DETAILS



Control the brightness with a touch sensor. Our new Bathroom Cabinet memorises the latest desired brightness when switched on and off.




**Do you wish to have frosted top and bottom edges?**  
Remove the G in the code no.  
Example Mirror Cabinet 53-2G with frosted edge = 53-2.



Thin wooden edge along the sides of the cabinets. Mirror Cabinet 120 is shown above with Linear Led Top and Down Light, code no. L102 and DL2.

### OPTIONAL MIRROR CABINET



Top Light Linear Led

Chrome **L102** £130  
White neutral sheen. IP44.  
Dimmable.  
1 top light fits 40, 60, 80 and 100.  
Choose 2 top lights for 120.



Down Light Linear Led

Size W350 x H10 x D24 mm

Chrome **DL2** £79  
Chrome finish. White neutral sheen.  
IP44. Dimmable with Top Light L102.  
**Can only be combined with Linear Led Mirror Cabinet, Linear Led Mirrors and Linear Led Top Light L102.**



Extra glass shelves

*For right size please see optional under each bathroom cabinet.*  
Shelf brackets are included.



Swivel Mirror

Chrome **81C** £95  
Extension/Swivel Mirror.  
3 x magnification/regular mirror.  
Chrome finish. Easily fitted inside bathroom cabinets in the holes for the glass shelves at flexible heights.  
Size H230 mm, Ø150 mm  
Backplate W84 x H54 mm  
Maximum extension arm 300 mm

### OPTIONAL - ALTERNATIVE LIGHTING LED SPOT



Top Light Led Spot

Size W356 x H10 x D24 mm

Chrome **L101** £105  
Chrome finish. White neutral sheen.  
IP44. One light fits:  
Bathroom Cabinet 40, 60, 80 and 100.  
Choose two lamps for Bathroom Cabinet 120.



Down Light Led Spot

Down Light requires L101 to function.  
Size W350 x H10 x D24 mm

Chrome **DL101** £50  
Chrome finish. White neutral sheen.  
One light fits:  
Bathroom Cabinet 40, 60, 80 and 100.  
Choose two lamps for Bathroom Cabinet 120. Cannot be combined with Linear LED Bathroom Cabinets.  
Connects only to L101.

## MIRROR LINEAR LED

Integrated dimmable light with touch sensor. Technically powerful LED light creates illuminated lines with better colour reproduction. Perfect for makeup. IP44 rated. Down Light is available as an option for Linear Led Mirror. Fitted with mounting rails and brackets for adjustable & quick installation. All furniture is delivered fully assembled.

Read more about the Miller Way on [www.millerbathrooms.co.uk](http://www.millerbathrooms.co.uk)

Colour



Chrome/Mirror

Sizes

40, 60, 80, 100 cm

For Furniture Ranges:

Brooklyn, Kensington, New York, London

40 linear led



W507 x H700 x D50 mm

Mirror with dimmable linear led lighting

Chrome **59L** £445

Optional  
Down Light **DL2** £79

60 linear led




W607 x H700 x D50 mm

Mirror with dimmable linear led lighting

Chrome **60L** £495

Optional  
Down Light **DL2** £79

80 linear led



W807 x H700 x D50 mm

Mirror with dimmable linear led lighting

Chrome **61L** £545

Optional  
Down Light **DL2** £79

100 linear led



W1007 x H700 x D50 mm

Mirror with dimmable linear led lighting

Chrome **62L** £595

Optional  
Down Light **DL2** £79

## DETAILS



Mirror 59L. Down Light DL2




Mirror 59L. White neutral light.



Control the brightness with a touch sensor. Our new Bathroom Cabinet memorises the latest desired brightness when switched on and off.



## OPTIONAL



Down Light Linear Led

Chrome **DL2** £79  
Chrome finish. White neutral sheen.  
IP44. Dimmable with Top Light L102.






Can only be combined with Linear Led Mirror Cabinet, Linear Led Mirrors and Linear Led Top Light L102.



Mirror 59L. Floating effect.

## SINGLE MIRROR GLASS

4 mm mirror glass. Grade polished edge. Suspension bracket for easy mounting and floating effect.

40 mirror glass	60 mirror glass	80 mirror glass	100 mirror glass	120 mirror glass
				
W400 x H700 x D10 m	W590 x H700 x D10 m	W790 x H700 x D10 m	W990 x H700 x D10 m	W1180 x H700 x D10 m
Simple Mirror Glass Mirror Glass <b>59-G</b> £135	Simple Mirror Glass Mirror Glass <b>60-G</b> £165	Simple Mirror Glass Mirror Glass <b>61-G</b> £195	Simple Mirror Glass Mirror Glass <b>62-G</b> £235	Simple Mirror Glass Mirror Glass <b>63-G</b> £285
Optional Top Light <b>L102</b> £130	Optional Top Light <b>L102</b> £130	Optional Top Light <b>L102</b> £130	Optional Top Light <b>L102</b> £130	Optional Top Light <b>L102</b> £130

## OPTIONAL



### Top Light Linear Led

Chrome **L102** £130

White neutral sheen. IP44.  
Dimmable.

1 top light fits 40, 60, 80 and 100.  
Choose 2 top lights for 120.

(The driver is built in and connects directly to 230V.)




## MIRROR with thin wooden frame


You choose if you want top and down light for you mirror. Fitted with mounting rails and brackets for adjustable & quick installation. Mirrors below are shown with top light L101. All furniture is delivered fully assembled.

Read more about the Miller Way on [www.millerbathrooms.co.uk](http://www.millerbathrooms.co.uk)

### Colours



White



Black Stained Oak



Natural Oak



Light Grey



Dark Grey

### Sizes

40, 60, 80, 100, 120 cm

For Furniture Ranges:  
Brooklyn, Kensington, New York, London

#### 40 mirror



W390 x H700 x D65 mm

#### Colour

White	<b>59-2</b>	£330
Black	<b>59-4</b>	£335
Oak	<b>59-5</b>	£335
Light Grey	<b>59-8</b>	£330

#### Optional

Top Light	<b>L102</b>	£130
Down Light	<b>DL2</b>	£79

#### 60 mirror



W590 x H700 x D65 mm

#### Colour

White	<b>60-2</b>	£400
Black	<b>60-4</b>	£430
Oak	<b>60-5</b>	£430
Light Grey	<b>60-8</b>	£400
Dark Grey	<b>60-9</b>	£400

#### Optional

Top Light	<b>L102</b>	£130
Down Light	<b>DL2</b>	£79

#### 80 mirror



W790 x H700 x D65 mm

#### Colour

White	<b>61-2</b>	£485
Black	<b>61-4</b>	£505
Oak	<b>61-5</b>	£505
Light Grey	<b>61-8</b>	£485
Dark Grey	<b>61-9</b>	£485

#### Optional

Top Light	<b>L102</b>	£130
Down Light	<b>DL2</b>	£79

#### 100 mirror



W990 x H700 x D65 mm

#### Colour

White	<b>62-2</b>	£560
Black	<b>62-4</b>	£585
Oak	<b>62-5</b>	£585
Light Grey	<b>62-8</b>	£560
Dark Grey	<b>62-9</b>	£560

#### Optional

Top Light	<b>L102</b>	£130
Down Light	<b>DL2</b>	£79

#### 120 mirror



W1190 x H700 x D65 mm  
choose 2 top/down lights

#### Colour

White	<b>63-2</b>	£600
Black	<b>63-4</b>	£660
Oak	<b>63-5</b>	£660
Light Grey	<b>63-8</b>	£600

#### Optional

Choose 2 top/down lights for 120 mirror

Top Light	<b>L102</b>	£130
Down Light	<b>DL2</b>	£79

## MIRROR with thin wooden frame

For Furniture Ranges:  
Brooklyn, Kensington, New York, London




Thin wooden frame on the sides of the mirror, only 65 mm deep, gives an elegant impression. Easy to clean. Image shows colour Dark Grey.



40 Mirror in black with Top Light Led Spot code no. L101.

### OPTIONAL



Top Light Linear Led

Chrome **L102** £130  
White neutral sheen. IP44.  
Dimmable.  
1 top light fits 40, 60, 80 and 100.  
Choose 2 top lights for 120.



Down Light Linear Led

Size W350 x H10 x D24 mm

Chrome **DL2** £79  
Chrome finish. White neutral sheen.  
IP44. Dimmable with Top Light L102.  
**Can only be combined with Linear Led Mirror Cabinet, Linear Led Mirrors and Linear Led Top Light L102.**



Control the brightness with a touch sensor. Our new Bathroom Cabinet memorises the latest desired brightness when switched on and off.

### OPTIONAL - ALTERNATIVE LIGHTING LED SPOT



Top Light Led Spot

Size W356 x H10 x D24 mm

Chrome **L101** £105  
Chrome finish. White neutral sheen.  
IP44. One light fits:  
Bathroom Cabinet 40, 60, 80 and 100.  
Choose two lamps for Bathroom Cabinet 120.



Down Light Led Spot







Down Light requires L101 to function.  
Size W350 x H10 x D24 mm

Chrome **DL101** £50  
Chrome finish. White neutral sheen.  
One light fits:  
Bathroom Cabinet 40, 60, 80 and 100.  
Choose two lamps for Bathroom Cabinet 120. Cannot be combined with Linear LED Bathroom Cabinets. Connects only to L101.

## NEW YORK STORAGE smooth doors and drawers

Fitted with mounting rails and brackets for easy adjustment and quick installation. Soft closing doors and drawers. V stands for left hand door and H stands for right hand door (see sketch). All furniture is delivered fully assembled.

Read more about the Miller Way on [www.millerbathrooms.co.uk](http://www.millerbathrooms.co.uk)

<p><b>Tall Cabinet</b></p> <p>1 fixed and 4 adjustable wood shelves</p>  <p>W400 x H1690 x D380 mm</p> <p><i>Left hand door</i></p> <table> <tr><td>White</td><td><b>293V-2</b></td><td>£795</td></tr> <tr><td>White Structure</td><td><b>293V-S2</b></td><td>£845</td></tr> <tr><td>Black</td><td><b>293V-4</b></td><td>£995</td></tr> <tr><td>Oak</td><td><b>293V-5</b></td><td>£995</td></tr> </table> <p><i>Right hand door</i></p> <table> <tr><td>White</td><td><b>293H-2</b></td><td>£795</td></tr> <tr><td>White Structure</td><td><b>293H-S2</b></td><td>£845</td></tr> <tr><td>Black</td><td><b>293H-4</b></td><td>£995</td></tr> <tr><td>Oak</td><td><b>293H-5</b></td><td>£995</td></tr> </table> <p><i>Optional Handles</i> page 94</p>	White	<b>293V-2</b>	£795	White Structure	<b>293V-S2</b>	£845	Black	<b>293V-4</b>	£995	Oak	<b>293V-5</b>	£995	White	<b>293H-2</b>	£795	White Structure	<b>293H-S2</b>	£845	Black	<b>293H-4</b>	£995	Oak	<b>293H-5</b>	£995	<p><b>Tall Cabinet with door storage</b></p> <p>1 fixed and 4 adjustable wood shelves Door storage with 3 shelves</p>  <p>W400 x H1690 x D380 mm</p> <p><i>Left hand door</i></p> <table> <tr><td>White</td><td><b>294V-2</b></td><td>£925</td></tr> <tr><td>White Structure</td><td><b>294V-S2</b></td><td>£995</td></tr> <tr><td>Black</td><td><b>294V-4</b></td><td>£1125</td></tr> <tr><td>Oak</td><td><b>294V-5</b></td><td>£1125</td></tr> </table> <p><i>Right hand door</i></p> <table> <tr><td>White</td><td><b>294H-2</b></td><td>£925</td></tr> <tr><td>White Structure</td><td><b>294H-S2</b></td><td>£925</td></tr> <tr><td>Black</td><td><b>294H-4</b></td><td>£1125</td></tr> <tr><td>Oak</td><td><b>294H-5</b></td><td>£1125</td></tr> </table> <p><i>Optional Handles</i> page 94</p>	White	<b>294V-2</b>	£925	White Structure	<b>294V-S2</b>	£995	Black	<b>294V-4</b>	£1125	Oak	<b>294V-5</b>	£1125	White	<b>294H-2</b>	£925	White Structure	<b>294H-S2</b>	£925	Black	<b>294H-4</b>	£1125	Oak	<b>294H-5</b>	£1125	<p><b>Tall Cabinet with door storage and 2 drawers</b></p> <p>1 fixed and 3 adjustable wood shelves Door storage with 3 shelves 2 drawers, bottom drawer with retaining bar</p>  <p>W400 x H1690 x D380 mm</p> <p><i>Left hand door</i></p> <table> <tr><td>White</td><td><b>295V-2</b></td><td>£1095</td></tr> <tr><td>White Structure</td><td><b>295V-S2</b></td><td>£1195</td></tr> <tr><td>Black</td><td><b>295V-4</b></td><td>£1295</td></tr> <tr><td>Oak</td><td><b>295V-5</b></td><td>£1295</td></tr> </table> <p><i>Right hand door</i></p> <table> <tr><td>White</td><td><b>295H-2</b></td><td>£1095</td></tr> <tr><td>White Structure</td><td><b>295H-S2</b></td><td>£1095</td></tr> <tr><td>Black</td><td><b>295H-4</b></td><td>£1295</td></tr> <tr><td>Oak</td><td><b>295H-5</b></td><td>£1295</td></tr> </table> <p><i>Optional Handles</i> page 94</p>	White	<b>295V-2</b>	£1095	White Structure	<b>295V-S2</b>	£1195	Black	<b>295V-4</b>	£1295	Oak	<b>295V-5</b>	£1295	White	<b>295H-2</b>	£1095	White Structure	<b>295H-S2</b>	£1095	Black	<b>295H-4</b>	£1295	Oak	<b>295H-5</b>	£1295
White	<b>293V-2</b>	£795																																																																								
White Structure	<b>293V-S2</b>	£845																																																																								
Black	<b>293V-4</b>	£995																																																																								
Oak	<b>293V-5</b>	£995																																																																								
White	<b>293H-2</b>	£795																																																																								
White Structure	<b>293H-S2</b>	£845																																																																								
Black	<b>293H-4</b>	£995																																																																								
Oak	<b>293H-5</b>	£995																																																																								
White	<b>294V-2</b>	£925																																																																								
White Structure	<b>294V-S2</b>	£995																																																																								
Black	<b>294V-4</b>	£1125																																																																								
Oak	<b>294V-5</b>	£1125																																																																								
White	<b>294H-2</b>	£925																																																																								
White Structure	<b>294H-S2</b>	£925																																																																								
Black	<b>294H-4</b>	£1125																																																																								
Oak	<b>294H-5</b>	£1125																																																																								
White	<b>295V-2</b>	£1095																																																																								
White Structure	<b>295V-S2</b>	£1195																																																																								
Black	<b>295V-4</b>	£1295																																																																								
Oak	<b>295V-5</b>	£1295																																																																								
White	<b>295H-2</b>	£1095																																																																								
White Structure	<b>295H-S2</b>	£1095																																																																								
Black	<b>295H-4</b>	£1295																																																																								
Oak	<b>295H-5</b>	£1295																																																																								
<p><b>Tall Cabinet with 2 drawers</b></p> <p>1 fixed and 3 adjustable wood shelves 2 drawers, bottom drawer with retaining bar</p>  <p>W400 x H1690 x D380 mm</p> <p><i>Left hand door</i></p> <table> <tr><td>White</td><td><b>292V-2</b></td><td>£925</td></tr> <tr><td>White Structure</td><td><b>292V-S2</b></td><td>£995</td></tr> <tr><td>Black</td><td><b>292V-4</b></td><td>£1125</td></tr> <tr><td>Oak</td><td><b>292V-5</b></td><td>£1125</td></tr> </table> <p><i>Right hand door</i></p> <table> <tr><td>White</td><td><b>292H-2</b></td><td>£925</td></tr> <tr><td>White Structure</td><td><b>292H-S2</b></td><td>£925</td></tr> <tr><td>Black</td><td><b>292H-4</b></td><td>£1125</td></tr> <tr><td>Oak</td><td><b>292H-5</b></td><td>£1125</td></tr> </table> <p><i>Optional Handles</i> page 94</p>	White	<b>292V-2</b>	£925	White Structure	<b>292V-S2</b>	£995	Black	<b>292V-4</b>	£1125	Oak	<b>292V-5</b>	£1125	White	<b>292H-2</b>	£925	White Structure	<b>292H-S2</b>	£925	Black	<b>292H-4</b>	£1125	Oak	<b>292H-5</b>	£1125	<p><b>Storage Cabinet</b></p> <p>1 fixed and 2 adjustable glass shelves</p>  <p>W400 x H1111 x D255 mm</p> <p><i>Left hand door</i></p> <table> <tr><td>White</td><td><b>296V-2</b></td><td>£540</td></tr> <tr><td>White Structure</td><td><b>296V-S2</b></td><td>£595</td></tr> <tr><td>Black</td><td><b>296V-4</b></td><td>£615</td></tr> <tr><td>Oak</td><td><b>296V-5</b></td><td>£615</td></tr> </table> <p><i>Right hand door</i></p> <table> <tr><td>White</td><td><b>296H-2</b></td><td>£540</td></tr> <tr><td>White Structure</td><td><b>296H-S2</b></td><td>£540</td></tr> <tr><td>Black</td><td><b>296H-4</b></td><td>£615</td></tr> <tr><td>Oak</td><td><b>296H-5</b></td><td>£615</td></tr> </table> <p><i>Optional Handles</i> page 94</p>	White	<b>296V-2</b>	£540	White Structure	<b>296V-S2</b>	£595	Black	<b>296V-4</b>	£615	Oak	<b>296V-5</b>	£615	White	<b>296H-2</b>	£540	White Structure	<b>296H-S2</b>	£540	Black	<b>296H-4</b>	£615	Oak	<b>296H-5</b>	£615	<p><b>Storage Cabinet with door storage</b></p> <p>1 fixed and 2 adjustable glass shelves Door storage with 3 shelves</p>  <p>W400 x H1111 x D255 mm</p> <p><i>Left hand door</i></p> <table> <tr><td>White</td><td><b>297V-2</b></td><td>£715</td></tr> <tr><td>White Structure</td><td><b>297V-S2</b></td><td>£790</td></tr> <tr><td>Black</td><td><b>297V-4</b></td><td>£795</td></tr> <tr><td>Oak</td><td><b>297V-5</b></td><td>£795</td></tr> </table> <p><i>Right hand door</i></p> <table> <tr><td>White</td><td><b>297H-2</b></td><td>£715</td></tr> <tr><td>White Structure</td><td><b>297H-S2</b></td><td>£790</td></tr> <tr><td>Black</td><td><b>297H-4</b></td><td>£795</td></tr> <tr><td>Oak</td><td><b>297H-5</b></td><td>£795</td></tr> </table> <p><i>Optional Handles</i> page 94</p>	White	<b>297V-2</b>	£715	White Structure	<b>297V-S2</b>	£790	Black	<b>297V-4</b>	£795	Oak	<b>297V-5</b>	£795	White	<b>297H-2</b>	£715	White Structure	<b>297H-S2</b>	£790	Black	<b>297H-4</b>	£795	Oak	<b>297H-5</b>	£795
White	<b>292V-2</b>	£925																																																																								
White Structure	<b>292V-S2</b>	£995																																																																								
Black	<b>292V-4</b>	£1125																																																																								
Oak	<b>292V-5</b>	£1125																																																																								
White	<b>292H-2</b>	£925																																																																								
White Structure	<b>292H-S2</b>	£925																																																																								
Black	<b>292H-4</b>	£1125																																																																								
Oak	<b>292H-5</b>	£1125																																																																								
White	<b>296V-2</b>	£540																																																																								
White Structure	<b>296V-S2</b>	£595																																																																								
Black	<b>296V-4</b>	£615																																																																								
Oak	<b>296V-5</b>	£615																																																																								
White	<b>296H-2</b>	£540																																																																								
White Structure	<b>296H-S2</b>	£540																																																																								
Black	<b>296H-4</b>	£615																																																																								
Oak	<b>296H-5</b>	£615																																																																								
White	<b>297V-2</b>	£715																																																																								
White Structure	<b>297V-S2</b>	£790																																																																								
Black	<b>297V-4</b>	£795																																																																								
Oak	<b>297V-5</b>	£795																																																																								
White	<b>297H-2</b>	£715																																																																								
White Structure	<b>297H-S2</b>	£790																																																																								
Black	<b>297H-4</b>	£795																																																																								
Oak	<b>297H-5</b>	£795																																																																								



## NEW YORK STORAGE smooth doors and drawers

### Storage Cabinet

1 fixed wooden shelf



W275 x H590 x D221 mm

#### Left hand door

White	<b>234V-2</b>	£305
White Structure	<b>234V-S2</b>	£330
Black	<b>234V-4</b>	£360
Oak	<b>234V-5</b>	£360

#### Right hand door

White	<b>234H-2</b>	£305
White Structure	<b>234H-S2</b>	£330
Black	<b>234H-4</b>	£360
Oak	<b>234H-5</b>	£360

#### Optional

Handles page 94

### Storage Cabinet

1 fixed divider

You cannot choose right/left-hand door.



W590 x H275 x D221 mm

#### Flap door opens up

White	<b>1250-2</b>	£305
White Structure	<b>1250-S2</b>	£330
Black	<b>1250-4</b>	£385
Oak	<b>1250-5</b>	£385

#### Optional

Handle page 94

### Mirror Cabinet with double sided mirror door

1 fixed and 2 adjustable glass shelves,  
Frosted 20 mm edge at the opening on the outside  
Shown with optional top light L102



W400 x H1111 x D242 mm

#### Left hand door

White	<b>96V-2</b>	£565
Black	<b>96V-4</b>	£670
Oak	<b>96V-5</b>	£670


#### Right hand door

White	<b>96H-2</b>	£565
Black	<b>96H-4</b>	£670
Oak	<b>96H-5</b>	£670

#### Optional

Top Light **L102** £130

Optional - This mirror cabinet is prepared for LED top light **L102** £130



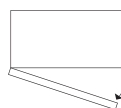
## OPTIONAL

### Handles

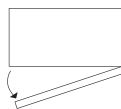


Handles and knobs. Choose between various finishes, shapes and sizes to create your personal touch. See page 94.

### Right or Left Hand Door?




V = Left hand door



H = Right hand door

Choose between a right or left hand door on your storage cabinet. See sketch above. V is for left hand door and H is right hand door in the code no.

### Colours



White



White Structure\*



Black Stained Oak



Natural Oak

\*Only door and drawer fronts have a white structure. Sides are white smooth.

## LONDON STORAGE framed doors and drawers

Fitted with mounting rails and brackets for easy adjustment and quick installation. Soft closing doors and drawers. V stands for left hung door and H stands for right hung door (see sketch). All furniture is delivered fully assembled.

Read more about the Miller Way on [www.millerbathrooms.co.uk](http://www.millerbathrooms.co.uk)

<p><b>Tall Cabinet</b></p> <p>1 fixed and 4 adjustable wood shelves</p>  <p>W400 x H1690 x D380 mm</p> <p><i>Left hand door</i></p> <table> <tr><td>White</td><td><b>593V-2</b></td><td>£815</td></tr> <tr><td>Light Grey</td><td><b>593V-8</b></td><td>£815</td></tr> <tr><td>Black</td><td><b>593V-4</b></td><td>£1025</td></tr> <tr><td>Oak</td><td><b>593V-5</b></td><td>£1025</td></tr> </table> <p><i>Right hand door</i></p> <table> <tr><td>White</td><td><b>593H-2</b></td><td>£815</td></tr> <tr><td>Light Grey</td><td><b>593H-8</b></td><td>£815</td></tr> <tr><td>Black</td><td><b>593H-4</b></td><td>£1025</td></tr> <tr><td>Oak</td><td><b>593H-5</b></td><td>£1025</td></tr> </table> <p><i>Optional Handles</i> page 94</p>	White	<b>593V-2</b>	£815	Light Grey	<b>593V-8</b>	£815	Black	<b>593V-4</b>	£1025	Oak	<b>593V-5</b>	£1025	White	<b>593H-2</b>	£815	Light Grey	<b>593H-8</b>	£815	Black	<b>593H-4</b>	£1025	Oak	<b>593H-5</b>	£1025	<p><b>Tall Cabinet with door storage</b></p> <p>1 fixed and 4 adjustable wood shelves Door storage with 3 shelves</p>  <p>W400 x H1690 x D380 mm</p> <p><i>Left hand door</i></p> <table> <tr><td>White</td><td><b>594V-2</b></td><td>£920</td></tr> <tr><td>Light Grey</td><td><b>594V-8</b></td><td>£920</td></tr> <tr><td>Black</td><td><b>594V-4</b></td><td>£1125</td></tr> <tr><td>Oak</td><td><b>594V-5</b></td><td>£1125</td></tr> </table> <p><i>Right hand door</i></p> <table> <tr><td>White</td><td><b>594H-2</b></td><td>£920</td></tr> <tr><td>Light Grey</td><td><b>594H-8</b></td><td>£920</td></tr> <tr><td>Black</td><td><b>594H-4</b></td><td>£1125</td></tr> <tr><td>Oak</td><td><b>594H-5</b></td><td>£1125</td></tr> </table> <p><i>Optional Handles</i> page 94</p>	White	<b>594V-2</b>	£920	Light Grey	<b>594V-8</b>	£920	Black	<b>594V-4</b>	£1125	Oak	<b>594V-5</b>	£1125	White	<b>594H-2</b>	£920	Light Grey	<b>594H-8</b>	£920	Black	<b>594H-4</b>	£1125	Oak	<b>594H-5</b>	£1125	<p><b>Tall Cabinet with door storage and 2 drawers</b></p> <p>1 fixed and 3 adjustable wood shelves Door storage with 3 shelves 2 drawers, bottom drawer with retaining bar</p>  <p>W400 x H1690 x D380 mm</p> <p><i>Left hand door</i></p> <table> <tr><td>White</td><td><b>595V-2</b></td><td>£1250</td></tr> <tr><td>Light Grey</td><td><b>595V-8</b></td><td>£1250</td></tr> <tr><td>Black</td><td><b>595V-4</b></td><td>£1450</td></tr> <tr><td>Oak</td><td><b>595V-5</b></td><td>£1450</td></tr> </table> <p><i>Right hand door</i></p> <table> <tr><td>White</td><td><b>595H-2</b></td><td>£1250</td></tr> <tr><td>Light Grey</td><td><b>595H-8</b></td><td>£1250</td></tr> <tr><td>Black</td><td><b>595H-4</b></td><td>£1450</td></tr> <tr><td>Oak</td><td><b>595H-5</b></td><td>£1450</td></tr> </table> <p><i>Optional Handles</i> page 94</p>	White	<b>595V-2</b>	£1250	Light Grey	<b>595V-8</b>	£1250	Black	<b>595V-4</b>	£1450	Oak	<b>595V-5</b>	£1450	White	<b>595H-2</b>	£1250	Light Grey	<b>595H-8</b>	£1250	Black	<b>595H-4</b>	£1450	Oak	<b>595H-5</b>	£1450
White	<b>593V-2</b>	£815																																																																								
Light Grey	<b>593V-8</b>	£815																																																																								
Black	<b>593V-4</b>	£1025																																																																								
Oak	<b>593V-5</b>	£1025																																																																								
White	<b>593H-2</b>	£815																																																																								
Light Grey	<b>593H-8</b>	£815																																																																								
Black	<b>593H-4</b>	£1025																																																																								
Oak	<b>593H-5</b>	£1025																																																																								
White	<b>594V-2</b>	£920																																																																								
Light Grey	<b>594V-8</b>	£920																																																																								
Black	<b>594V-4</b>	£1125																																																																								
Oak	<b>594V-5</b>	£1125																																																																								
White	<b>594H-2</b>	£920																																																																								
Light Grey	<b>594H-8</b>	£920																																																																								
Black	<b>594H-4</b>	£1125																																																																								
Oak	<b>594H-5</b>	£1125																																																																								
White	<b>595V-2</b>	£1250																																																																								
Light Grey	<b>595V-8</b>	£1250																																																																								
Black	<b>595V-4</b>	£1450																																																																								
Oak	<b>595V-5</b>	£1450																																																																								
White	<b>595H-2</b>	£1250																																																																								
Light Grey	<b>595H-8</b>	£1250																																																																								
Black	<b>595H-4</b>	£1450																																																																								
Oak	<b>595H-5</b>	£1450																																																																								
<p><b>Tall Cabinet with 2 drawers</b></p> <p>1 fixed and 3 adjustable wood shelves 2 drawers, bottom drawer with retaining bar</p>  <p>W400 x H1690 x D380 mm</p> <p><i>Left hand door</i></p> <table> <tr><td>White</td><td><b>592V-2</b></td><td>£920</td></tr> <tr><td>Light Grey</td><td><b>592V-8</b></td><td>£920</td></tr> <tr><td>Black</td><td><b>592V-4</b></td><td>£1125</td></tr> <tr><td>Oak</td><td><b>592V-5</b></td><td>£1125</td></tr> </table> <p><i>Right hand door</i></p> <table> <tr><td>White</td><td><b>592H-2</b></td><td>£920</td></tr> <tr><td>Light Grey</td><td><b>592H-8</b></td><td>£920</td></tr> <tr><td>Black</td><td><b>592H-4</b></td><td>£1125</td></tr> <tr><td>Oak</td><td><b>592H-5</b></td><td>£1125</td></tr> </table> <p><i>Optional Handles</i> page 94</p>	White	<b>592V-2</b>	£920	Light Grey	<b>592V-8</b>	£920	Black	<b>592V-4</b>	£1125	Oak	<b>592V-5</b>	£1125	White	<b>592H-2</b>	£920	Light Grey	<b>592H-8</b>	£920	Black	<b>592H-4</b>	£1125	Oak	<b>592H-5</b>	£1125	<p><b>Storage Cabinet</b></p> <p>1 fixed and 2 adjustable glass shelves</p>  <p>W400 x H1111 x D255 mm</p> <p><i>Left hand door</i></p> <table> <tr><td>White</td><td><b>596V-2</b></td><td>£540</td></tr> <tr><td>Light Grey</td><td><b>596V-8</b></td><td>£595</td></tr> <tr><td>Black</td><td><b>596V-4</b></td><td>£615</td></tr> <tr><td>Oak</td><td><b>596V-5</b></td><td>£615</td></tr> </table> <p><i>Right hand door</i></p> <table> <tr><td>White</td><td><b>596H-2</b></td><td>£540</td></tr> <tr><td>Light Grey</td><td><b>596H-8</b></td><td>£540</td></tr> <tr><td>Black</td><td><b>596H-4</b></td><td>£615</td></tr> <tr><td>Oak</td><td><b>596H-5</b></td><td>£615</td></tr> </table> <p><i>Optional Handles</i> page 94</p>	White	<b>596V-2</b>	£540	Light Grey	<b>596V-8</b>	£595	Black	<b>596V-4</b>	£615	Oak	<b>596V-5</b>	£615	White	<b>596H-2</b>	£540	Light Grey	<b>596H-8</b>	£540	Black	<b>596H-4</b>	£615	Oak	<b>596H-5</b>	£615	<p><b>Storage Cabinet with door storage</b></p> <p>1 fixed and 2 adjustable glass shelves Door storage with 3 shelves</p>  <p>W400 x H1111 x D255 mm</p> <p><i>Left hand door</i></p> <table> <tr><td>White</td><td><b>597V-2</b></td><td>£750</td></tr> <tr><td>Light Grey</td><td><b>597V-8</b></td><td>£750</td></tr> <tr><td>Black</td><td><b>597V-4</b></td><td>£820</td></tr> <tr><td>Oak</td><td><b>597V-5</b></td><td>£820</td></tr> </table> <p><i>Right hand door</i></p> <table> <tr><td>White</td><td><b>597H-2</b></td><td>£750</td></tr> <tr><td>Light Grey</td><td><b>597H-8</b></td><td>£750</td></tr> <tr><td>Black</td><td><b>597H-4</b></td><td>£820</td></tr> <tr><td>Oak</td><td><b>597H-5</b></td><td>£820</td></tr> </table> <p><i>Optional Handles</i> page 94</p>	White	<b>597V-2</b>	£750	Light Grey	<b>597V-8</b>	£750	Black	<b>597V-4</b>	£820	Oak	<b>597V-5</b>	£820	White	<b>597H-2</b>	£750	Light Grey	<b>597H-8</b>	£750	Black	<b>597H-4</b>	£820	Oak	<b>597H-5</b>	£820
White	<b>592V-2</b>	£920																																																																								
Light Grey	<b>592V-8</b>	£920																																																																								
Black	<b>592V-4</b>	£1125																																																																								
Oak	<b>592V-5</b>	£1125																																																																								
White	<b>592H-2</b>	£920																																																																								
Light Grey	<b>592H-8</b>	£920																																																																								
Black	<b>592H-4</b>	£1125																																																																								
Oak	<b>592H-5</b>	£1125																																																																								
White	<b>596V-2</b>	£540																																																																								
Light Grey	<b>596V-8</b>	£595																																																																								
Black	<b>596V-4</b>	£615																																																																								
Oak	<b>596V-5</b>	£615																																																																								
White	<b>596H-2</b>	£540																																																																								
Light Grey	<b>596H-8</b>	£540																																																																								
Black	<b>596H-4</b>	£615																																																																								
Oak	<b>596H-5</b>	£615																																																																								
White	<b>597V-2</b>	£750																																																																								
Light Grey	<b>597V-8</b>	£750																																																																								
Black	<b>597V-4</b>	£820																																																																								
Oak	<b>597V-5</b>	£820																																																																								
White	<b>597H-2</b>	£750																																																																								
Light Grey	<b>597H-8</b>	£750																																																																								
Black	<b>597H-4</b>	£820																																																																								
Oak	<b>597H-5</b>	£820																																																																								

## LONDON STORAGE framed doors and drawers

### Storage Cabinet

1 fixed wooden shelf



W275 x H590 x D221 mm

#### Left hand door

White	<b>534V-2</b>	£335
Light Grey	<b>534V-8</b>	£335
Black	<b>534V-4</b>	£385
Oak	<b>534V-5</b>	£385

#### Right hand door

White	<b>534H-2</b>	£335
Light Grey	<b>534H-8</b>	£335
Black	<b>534H-4</b>	£385
Oak	<b>534H-5</b>	£385

#### Optional

Handles page 94

### Storage Cabinet

1 fixed divider

You cannot choose right/left-hung door.



W590 x H275 x D221 mm

#### Flap door opens up

White	<b>550-2</b>	£335
Light Grey	<b>550-8</b>	£335
Black	<b>550-4</b>	£405
Oak	<b>550-5</b>	£405

#### Optional

Handle page 94

### Mirror Cabinet with double sided mirror door

1 fixed and 2 adjustable glass shelves,  
Frosted 20 mm edge at the opening on the outside  
Shown with optional top light L102



W400 x H1111 x D242 mm

#### Left hung door

White	<b>96V-2</b>	£565
Black	<b>96V-4</b>	£670
Oak	<b>96V-5</b>	£670


#### Right hung door

White	<b>96H-2</b>	£565
Black	<b>96H-4</b>	£670
Oak	<b>96H-5</b>	£670

#### Optional

Top Light **L102** £130

Optional - This mirror cabinet is prepared for LED top light **L102** £130

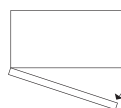


## OPTIONAL

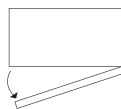
### Handles



### Right or Left Hand Door?



V = Left hand door



H = Right hand door

Handles and knobs. Choose between various finishes, shapes and sizes to create your personal touch. See page 94.

Choose between a right or left hand door on your storage cabinet. See sketch above. V is for left hand door and H is right hand door in the code no.


### Colours




White



Light Grey



Black Stained Oak



Natural Oak



**BROOKLYN STORAGE** recessed smooth doors and drawers

Fitted with mounting rails and brackets for easy adjustment and quick installation. Soft closing doors and drawers. V stands for left hand door and H stands for right hand door (see sketch). All furniture is delivered fully assembled.

Read more about the Miller Way on [www.millerbathrooms.co.uk](http://www.millerbathrooms.co.uk)

Tall Cabinet

1 fixed and 4 adjustable wood shelves



W400 x H1590 x D381 mm

Left hand door

White	<b>693V-2</b>	£795
Dark Grey	<b>693V-9</b>	£795

Right hand door

White	<b>693H-2</b>	£795
Dark Grey	<b>693H-9</b>	£795

Optional Handles page 94

Tall Cabinet with door storage

1 fixed and 4 adjustable wood shelves



W400 x H1590 x D381 mm

Left hand door

White	<b>694V-2</b>	£925
Dark Grey	<b>694V-9</b>	£925

Right hand door

White	<b>694H-2</b>	£925
Dark Grey	<b>694H-9</b>	£925

Optional Handles page 94

Storage Cabinet

1 fixed and 2 adjustable glass shelves



W300 x H1100 x D381 mm

Left hand door


White	<b>696V-2</b>	£475
Dark Grey	<b>696V-9</b>	£475

Right hand door

White	<b>696H-2</b>	£475
Dark Grey	<b>696H-9</b>	£475

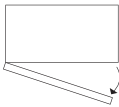
Optional Handles page 94

**OPTIONAL**

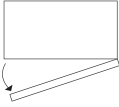


Handles and knobs. Choose between various finishes, shapes and sizes to create your personal touch. See page 94.

Right or Left Hand Door?




V = Left hand door




H = Right hand door

Think of if you want a right or left hand door on your storage cabinet. See sketch above. V is for left hand door and H is right hand door in the code no.

Colours



White



Dark Grey

## KENSINGTON STORAGE recessed decorative framed doors and drawers

Fitted with mounting rails and brackets for easy adjustment and quick installation. Soft closing doors and drawers. V stands for left hand door and H stands for right hand door (see sketch). All furniture is delivered fully assembled.

Read more about the Miller Way on [www.millerbathrooms.co.uk](http://www.millerbathrooms.co.uk)

### Tall Cabinet with 2 drawers floorstanding

1 fixed and 2 adjustable wood shelves  
2 drawers, bottom drawer with retaining bar



W420 x H1786 x D391 mm

#### Left hand door

White **492V-2** £1265  
Dark Grey **492V-9** £1265

#### Right hand door

White **492H-2** £1265  
Dark Grey **492H-9** £1265

#### Optional

Handles page 94

### Tall Cabinet with door storage and 2 drawers floorstanding

1 fixed and 2 adjustable wood shelves  
2 drawers, bottom drawer with retaining bar



W420 x H1786 x D391 mm

#### Left hand door

White **495V-2** £1475  
Dark Grey **495V-9** £1475

#### Right hand door

White **495H-2** £1475  
Dark Grey **495H-9** £1475

#### Optional

Handles page 94

### Storage Cabinet

1 fixed and 2 adjustable glass shelves



W320 x H1138 x D265 mm

#### Left hand door

White **496V-2** £495  
Dark Grey **496V-9** £495

#### Right hand door

White **496H-2** £495  
Dark Grey **496H-9** £495

#### Optional

Handles page 94

### Tall Cabinet with 2 drawers wall hung

1 fixed and 2 adjustable wood shelves  
2 drawers, bottom drawer with retaining bar



W420 x H1628 x D391 mm

#### Left hand door

White **1492V-2** £995  
Dark Grey **1492V-9** £995

#### Right hand door

White **1492H-2** £995  
Dark Grey **1492H-9** £995

#### Optional

Handles page 94

### Tall Cabinet with door storage and 2 drawers wall hung

1 fixed and 2 adjustable wood shelves  
2 drawers, bottom drawer with retaining bar



W420 x H1628 x D391 mm

#### Left hand door

White **1495V-2** £1265  
Dark Grey **1495V-9** £1265

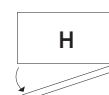
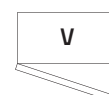
#### Right hand door

White **1495H-2** £1265  
Dark Grey **1495H-9** £1265


#### Optional

Handles page 94

## OPTIONAL




Choose between a right or left hand door on your storage cabinet. See sketch above. V is for left hand door and H is right hand door in the code no.



Handles and knobs. Choose between various finishes, shapes and sizes to create your personal touch. See page 94.

## Colours



White



Dark Grey

## CERAMIC

The basins are manufactured in genuine ceramic and therefore have a certain measurement tolerance. All measurements are for guidance only. Exact dimensions should be measured on each product you purchase before fitting. Technical drawings are available on [www.millerbathrooms.co.uk](http://www.millerbathrooms.co.uk).

<p>60 D-shape</p>  <p><b>120W1</b> £295 W605 x H35 x D455 mm, max. depth bowl 135 mm</p>	<p>80 D-shape</p>  <p><b>121W1</b> £385 W805 x H35 x D455 mm, max. depth bowl 135 mm</p>	<p>100 D-shape</p>  <p><b>122W1</b> £440 W1005 x H35 x D455 mm, max. depth bowl 135 mm</p>
<p>60 Velca</p>  <p><b>128W1</b> £295 W605 x H110 x D455 mm, max. depth bowl 135 mm</p>	<p>80 Velca</p>  <p><b>129W1</b> £385 W805 x H110 x D455 mm, max. depth bowl 135 mm</p>	<p>100 Velca</p>  <p><b>130W1</b> £440 W1005 x H110 x D455 mm, max. depth bowl 135 mm</p>
<p>60 Rectangular</p>  <p><b>110W1</b> White ceramic £295 W605 x H50 x D455 mm, max. depth bowl 100 mm</p>	<p>80 Rectangular</p>  <p><b>111W1</b> £385 W805 x H50 x D455 mm, max. depth bowl 100 mm</p>	<p>100 Rectangular</p>  <p><b>113W1</b> White ceramic £440 W1005 x H50 x D455 mm, max. depth bowl 100 mm</p>
<p>60 Oval</p>  <p><b>124W1</b> £295 W605 x H50 x D455 mm, max. depth bowl 100 mm</p>	<p>80 Oval</p>  <p><b>125W1</b> £385 W805 x H50 x D455 mm, max. depth bowl 100 mm</p>	<p>100 Oval</p>  <p><b>126W1</b> £440 W1005 x H50 x D455 mm, max. depth bowl 100 mm</p>

All basins can be wall hung - except 171W1, 173W1, 133W, 132W.

For wall hanging of basins, we recommend using suitable brackets as support - not included.

<p>120 D-shape</p>  <p><b>123W1</b> £665 W1210 x H35 x D455 mm, max. depth bowl 135 mm</p>	<p>W405 x D355 mm</p>  <p><b>165W1</b> £225 W405 x H50 x D355 mm</p>	<p>W600 x D350 mm</p>  <p><b>166W1</b> £250 W600 x H50 x D355 mm</p>
<p>120 Velca</p>  <p><b>131W1</b> £665 W1210 x H110 x D450 mm, max. depth bowl 135 mm</p>	<p>116W1</p>  <p><b>116W1</b> £410 W500 x H180 x D495 mm</p>	<p>117W1</p>  <p><b>117W1</b> £435 W680 x H180 x D500 mm</p>
<p>120 Rectangular</p>  <p><b>115W1</b> £665 W1210 x H50 x D455 mm, max. depth bowl 100 mm</p>	<p>100 Rectangular - Bowl placed to the right</p>  <p><b>114W1</b> White ceramic £440 W1005 x H50 x D455 mm, max. depth bowl 100 mm</p>	<p>174W1</p>  <p><b>174W1</b> £180 Ø400x H150 x D415 mm</p>
<p>120 Oval</p>  <p><b>127W1</b> £665 W1210 x H50 x D455 mm, max. depth bowl 100 mm</p>	<p>171W1</p>  <p><b>171W1</b> £259 Ø460 x H130 mm</p>	<p>173W1</p>  <p><b>173W1</b> £259 W550 x H130 x D450 mm</p>




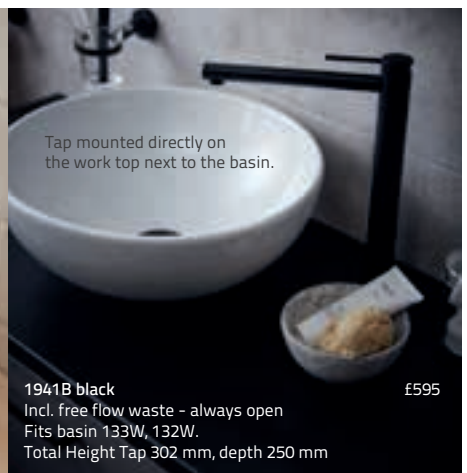
## CERAMIC, FREE FLOW WASTE

The basins are manufactured in genuine ceramic and therefore have a certain measurement tolerance. All measurements are for guidance only. Exact dimensions should be measured on each product you purchase before fitting. Technical drawings are available on [www.millerbathrooms.co.uk](http://www.millerbathrooms.co.uk).

<p>Basin without tap hole</p>  <p><b>133W</b> Ø395 x H150 mm, max. depth bowl 130 mm</p> <p>£275</p>	<p>Basin without tap hole</p>  <p><b>132W</b> W390 x D390 x H130 mm, max. depth bowl 95 mm</p> <p>£275</p>	<p>Cover cap in brass finish</p>  <p><i>Fits our full cover basins D-shape, Velca, Rectangular and Oval. Brass-Coloured plastic.</i></p> <p><b>110W1-190-A</b></p> <p>£19</p>
<p>Basin 55 and Pedestal</p>  <p><i>Basin and pedestal shown above in combination, genuine ceramic.</i></p> <p>Basin <b>781W-1</b> £410 Pedestal <b>785W</b> £289</p> <p>W535 x D375 x H870 mm</p>	<p>Basin 65 and Pedestal</p>  <p><i>Basin and pedestal shown above in combination, genuine ceramic.</i></p> <p>Basin <b>782W-1</b> £460 Pedestal <b>785W</b> £289</p> <p>W655 x D510 x H920 mm</p>	<p>WC Floorstanding</p>  <p><i>Floor standing wc in white ceramic incl. tank, chrome flush button. Excl. seat.</i></p> <p><b>788W/789W-C</b> 9.995 kr</p> <p><i>Optional</i> Seat white gloss like WC <b>348-2</b> £299 Seat black stained oak <b>348-4</b> £349</p> <p>W400 x D690 x H803 mm</p>
<p>WC wall hung</p>  <p><i>Wall hung wc in white ceramic. Excl. tank and seat. (Suitable for built in tank like Geberit Duofix.)</i></p> <p>WC Wall hung <b>794W</b> £495</p> <p><i>Optional</i> Seat white gloss like WC <b>348-2</b> £299 Seat black stained oak <b>348-4</b> £349</p> <p>W388 x D550 x H375 mm</p>	<p>Toilet Seat white gloss</p>  <p><i>Only fits 788W/798W-C and 794W. White gloss like the ceramic. Chrome fittings and a small handle on the right side of the lid. Soft closing lid and seat.</i></p> <p>White gloss <b>348-2</b> £299</p>	<p>Toilet Seat black stained oak</p>  <p><i>Only fits 788W/798W-C and 794W. Canadian black stained solid oak, the structure of the wood stands out clearly. Chrome fittings and a small handle on the right side of the lid. Soft closing lid and seat.</i></p> <p>Black Oak <b>348-4</b> £349</p>
<p>WC wall hung</p>  <p><i>Wall hung wc in white ceramic. incl. soft closing toilet seat. (Suitable for built in tank like Geberit Duofix.)</i></p> <p>WC Wall hung <b>793W/148-2</b></p> <p>£575</p> <p>W350 x D550 x H200/340 mm</p>		<p>Wast</p>  <p><b>1968C "Click-clack" Waste chrome</b> Close/open by pushing the cover cap.</p> <p>£49</p>

## TAPS AND WASTE

Taps are delivered without waste except tap: 1941C, 1941MP, 1941B which are delivered with a free flow waste - always open. 1937C, 1940C, 1940MP, 1940B are delivered with a pop-up waste. Technical drawings are available on [www.millerbathrooms.co.uk](http://www.millerbathrooms.co.uk). All taps are high pressure.



## HANDLES AND KNOBS

Choose between various finishes, shapes and sizes to create your own personal touch. Handles are not included for bathroom collections Brooklyn, Kensington, New York, London and Traditional 1903.



Knob **93812** Chrome c/c 16 mm **£5**



Knob **93811** Brushed stainless steel look c/c 16 mm **£5**



Knob **93810** Chrome B30 mm **£6**



Knob **93809** Brushed stainless steel look B30 mm **£6**



Knob **93794** Brass oxide Ø36 mm **£5**



Knob **88763** Tin Ø36 mm **£5**



Knob **93792** Brass oxide B40 mm **£5**



Knob **93793** Tin B40 mm **£5**



Knob **92794** Chrome/white ceramic Ø36 mm **£5**



Knob **94410** Polished brass B40 mm **£5**



Knob **95042** Leather black/chrome 25x65 mm **£12**



Knob **95043** Leather brown/brass 25x65 mm **£12**



Knob **95044** Leather natural/chrome 25x65 mm **£12**



Handle **94481** 2-pack, Chrome c/c 32 mm **£10 / 2 pack**  
Use tape or screws to fix handles.



Handle **95017** Chrome c/c 96 mm **£5**  
Handle **93796** Chrome c/c 128 mm **£5,50**  
Handle **93797** Chrome c/c 160 mm **£6**  
Handle **93798** Chrome c/c 224 mm **£10**



Handle **95018** Black c/c 96 mm **£5**  
Handle **93799** Black c/c 128 mm **£5,50**  
Handle **93795** Black c/c 160 mm **£6**  
Handle **93800** Black c/c 224 mm **£10**



Handle **94647** 2-pack, polished untreated brass c/c 96 mm **£10 / 2 pack**  
Handle **94649** 2-pack, polished untreated brass c/c 224 mm **£15 / 2 pack**

"Living" surface that changes over time.  
Complements our Accessory Collection Bond Brass.



Handle **94411** Polished brass c/c 96 mm **£5**

## HANDLES AND KNOBS



Handle **93807** Chrome c/c 160 mm **£9,50**



Handle **93805** Chrome c/c 128 mm **£8,50**



Handle **93806**  
Brushed stainless steel look c/c 160 mm **£11,50**



Handle **93808**  
Brushed stainless steel look c/c 128 mm **£10,50**



Handle **93801** Chrome c/c 96 mm **£11,50**



Handle **93802**  
Brushed stainless steel look c/c 96 mm **£12,50**



Handle **93803** Chrome c/c 64 mm **£9**



Handle **93804**  
Brushed stainless steel look c/c 64 mm **£9,50**



Handle **93784**  
Brushed stainless steel look c/c 64 mm **£4,50**



Handle **93785** Tin c/c 64 mm **£4,50**



Handle **93783** Brass oxide c/c 64 mm **£4,50**



Handle **93790** Brass oxide c/c 96 mm **£5**



Handle **93791** Tin c/c 96 mm **£5**



Handle **93789** Tin c/c 96 mm **£5**



Handle **93788** Brass oxide c/c 96 mm **£5**



# BATHROOM ACCESSORIES

The perfect way to finish your bathroom is with the addition of one of Miller from Sweden's beautiful accessory collections. Thoughtfully designed to compliment our furniture, there are many stylish and innovative solutions to choose from.

**98** Atlanta

**100** Bond Chrome

**102** Bond Black

**104** Bond Brass

**106** Bond Brushed Brass

**108** Boston

**110** Denver

**112** Metro

**114** Miami

**116** Montana

**118** Orlando

**120** Oslo Chrome

**122** Oslo Nickel


**124** Richmond

**126** Stockholm

**130** Classic Accessory

**138** Classic Baskets





Atlanta **98**




Bond Chrome **100**



Bond Black **102**



Bond Brass **104**



Bond Brushed Brass **106**



Boston **108**




Denver **110**



Metro **112**




Miami **114**




Montana **116**




Orlando **118**



Oslo Chrome **120**



Oslo Nickel **122**



Richmond **124**



Stockholm **126**



Classic Accessory **130**



Classic Baskets **138**





This collection can be fixed  
with our fixing adhesive.





## ATLANTA

Atlanta's pure form and function provides a perfect balance of design and practicality. Benefiting from our full-fix system, this beautiful, chrome plated collection, provides everything you could wish for the finishing of your bathroom.






Read more on page 142-143


Backplate 45 x 45 mm  
Chrome finish

Full-fix 'anti twist' fixing system.  
All accessories are supplied with a  
wall screw pack. For "No Drill" fixing  
purchase our fixing adhesive.



Fixing Adhesive £12  
code no. 8798  
Read more on page 143.

Atlanta's packaging can be easily found through this colour.





## BOND

A modern day classic collection featuring pure, simple clean lines, finished in polished chrome with complimentary glass component parts. Bond benefits from our full-fix system to prevent twisting, making it even more desirable and the perfect range for today's modern home.



Read more on page 142-143



Backplate Ø45 mm  
Chrome finish

Full-fix 'anti twist' fixing system.  
All accessories are supplied with a  
wall screw pack. For "No Drill" fixing  
purchase our fixing adhesive.




Fixing Adhesive £12  
code no. 8798  
Read more on page 143.



**TAP 1940C £295**  
Chrome, incl. "Pop-up" waste



**TOILET BRUSH SET 8721C**  
Chrome, wall hung  
D120 x H425 mm



**DOUBLE ROBE HOOK 8712C**  
H135 x D85 mm



**TOWEL RING 8705C**  
Ø170 mm



**MAGAZINE HOLDER 8750C**  
W320 x H270 mm



**LOTION BOTTLE 8734C**  
Frosted glass  
H170 x D130 mm



**DOUBLE HOOK 8723C**  
D58 mm



**SINGLE HOOK 8722C**  
D58 mm



**TUMBLER HOLDER 8703C**  
Clear glass  
H100 x D130 mm



**SHELF 8702C**  
Guard rail in chrome, clear hardened glass  
L500 x D120 mm



**SOAP DISH 8704C**  
Clear glass  
Ø110 x D145 mm

## BOND BLACK

A modern day classic collection featuring pure, simple clean lines, finished in matt black colour with complimentary glass component parts. Bond benefits from our full-fix system to prevent twisting, making it even more desirable and the perfect range for today's modern home.




TOILET ROLL HOLDER 8710B  
W150 x H105 mm



SHELF 8702B  
Guard rail in black finish, clear hardened glass  
L500 x D120 mm



TOWEL RAIL 8716B  
L645 x D80 mm



TOWEL RAIL 8706B  
L495 x D80 mm



Read more on page 142-143

Backplate Ø45 mm  
Black finish

Full-fix 'anti twist' fixing system.  
All accessories are supplied with a  
wall screw pack. For "No Drill" fixing  
purchase our fixing adhesive.

Fixing Adhesive £12  
code no. 8798  
Read more on page 143.








## BOND BRASS

These accessories are made of polished untreated brass and a beautiful patina is created over time. Match with our handles and taps in the same finish.



£27



SINGLE HOOK 8722MP  
D58 mm

£49



TOILET ROLL HOLDER 8710MP  
W150 x H105 mm

£79



TOWEL RAIL 8716MP  
L645 x D80 mm

£41



DOUBLE ROBE HOOK 8712MP  
H135 x D85 mm



Read more on page 142-143





Backplate Ø45 mm  
Untreated brass finish

Full-fix 'anti twist' fixing system.  
All accessories are supplied with a  
wall screw pack. For "No Drill" fixing  
purchase our fixing adhesive.



Fixing Adhesive £12  
code no. 8798  
Read more on page 143.




## BOND BRUSHED BRASS

A modern day classic collection featuring pure, simple clean lines, finished in brushed laquered brass with complimentary glass component parts. Bond benefits from our full-fix system to prevent twisting, making it even more desirable and the perfect range for today's modern home.



**TOILET ROLL HOLDER 8710MP1**  
W150 x H105 mm



**SHELF 8702MP1**  
Guard rail in brushed brass, clear hardened glass  
L500 x D120 mm



**TOWEL RAIL DOUBLE 8727MP1**  
L645 x D155 mm



**TOWEL RAIL 8706MP1**  
L495 x D80 mm



Read more on page 142-143




Backplate Ø45 mm  
Brushed brass finish

Full-fix 'anti twist' fixing system.  
All accessories are supplied with a  
wall screw pack. For "No Drill" fixing  
purchase our fixing adhesive.



Fixing Adhesive £12  
code no. 8798  
Read more on page 143.







## BOSTON

Architecturally inspired to produce a stunning image of sharp, clean angles and industrial style effects, the Boston collection benefits from full-fix fittings and is manufactured from solid brass. Its striking chrome lustre and beautiful ceramic components help to create a new contemporary classic.




£95

**LOTION BOTTLE 8134C**  
White ceramic  
W75 x H175 x D110 mm



£36

**DOUBLE HOOK 8123C**  
W100 x H30 x D56 mm



£20

**SINGLE HOOK 8111C**  
Ø30/22 mm, D40 mm



£57

**TUMBLER HOLDER 8103C**  
Tumbler in white ceramic  
W80 x H115 x D105 mm



£57

**SOAP DISH 8104C**  
Dish in white ceramic  
W125 x H40 x D130 mm



Read more on page 142-143



Chrome finish  
White ceramic details

Full-fix 'anti twist' fixing system.  
All accessories are supplied with a  
wall screw pack. For "No Drill" fixing  
purchase our fixing adhesive.



Fixing Adhesive £12  
code no. 8798  
Read more on page 143.





## DENVER

Denver is a statement of style. Drawing its inspiration from cubism, this forged brass collection softens hard lines with soft curves to produce a truly eclectic mix of shapes. With the added feature of the full-fix system. Denver epitomises 'bathroom architecture'. All products in chrome finish.

£49



TOILET ROLL HOLDER 6410C  
W160 x H150 mm

£77



TOILET ROLL HOLDER 6437C  
W185 x D75, c/c 150 mm

£110



LOTION BOTTLE 6444C  
Chrome plated  
H165 x Ø65 mm

£49



TUMBLER HOLDER 6403C  
Clear glass  
H100 x D110 mm

£49



SOAP DISH 6404C  
Clear glass  
W120 x H30 x D120 mm



Read more on page 142-143



Backplate 37 x 37 mm  
Chrome finish

Full-fix 'anti twist' fixing system.  
All accessories are supplied with a  
wall screw pack. For "No Drill" fixing  
purchase our fixing adhesive.



Fixing Adhesive £12  
code no. 8798  
Read more on page 143.

£110



**MIRROR 6400C**  
Brushed bevelled edge  
W420 x H500 mm  
Range mirror is guaranteed for 2 years.

£49



**TOWEL RING 6405C**  
W178 x D150 mm

£77



**TOWEL RAIL 6406C**  
L490 x D75 mm

£81



**TOWEL RAIL 6416C**  
L650 x D75 mm

£105



**GLASS SHELF 6402C**  
Clear glass with guard rail in chrome  
L500 x D150 mm

£125




**DOUBLE TOWEL RAIL 6427C**  
L650 x D132 mm

£26



**SINGLE ROBE HOOK 6411C**  
D54 mm

£35



**DOUBLE ROBE HOOK 6423C**  
W60 x D54 mm



## METRO

Metro is an exceptional range of innovative brass accessories, finished in chrome and complimented by a satin chrome decorative ring on the back plate. Featuring frosted glass component parts, the stylish 'mixage' finish creates an outstanding collection of contemporary products.

£43



TOILET ROLL HOLDER 6310C-S  
W170 x D55 mm

£50



SPARE ROLL HOLDER 6319C-S  
H185 x D95 mm

£72




LOTION BOTTLE 6334C-S  
Frosted glass  
H180 x D115 mm

£42



TUMBLER HOLDER 6303C-S  
Frosted glass  
H100 x D110 mm

£42



SOAP DISH 6304C-S  
Frosted glass  
Ø110 x D130 mm

£33



DOUBLE ROBE HOOK 6323C-S  
W80 x D50 mm



Read more on page 142-143

Solid brass in chrome finish.  
With a decorative satin chrome ring.

Metro comes with an additional decorative  
white ceramic ring. Feel free to choose  
the one you prefer.

£95



**MIRROR 6300C-S**  
Frosted bevelled edge,  
round mirror Ø450 mm  
Range mirror is guaranteed for 2 years.

£43



**TOWEL RING 6305C-S**  
Ø155 mm



**TOWEL RAIL 6306C-S**      **£71**  
L505 x D75 mm

**TOWEL RAIL 6316C-S**      **£79**  
L655 x D75 mm

£120



**DOUBLE TOWEL RAIL 6327C-S**  
L655 x D160 mm

£85



**GLASS SHELF 6302C-S**  
L500 x D125 mm

£26



**SINGLE ROBE HOOK 6311C-S**  
D50 mm



## MIAMI

Miami's strong form and contemporary shape is both elegant and stylish. Created from solid brass, finished by hand and chrome plated to a very high standard. It features our full-fix wall fitting system to ensure your accessories will enhance your bathroom for many years to come.



**TOWEL RING 8405C**  
Swivel  
W150 x H170 x D55 mm

£69



**TOILET BRUSH SET 8421C**  
Frosted glass bowl  
H370 x W95 x D95 mm

£79



**DOUBLE HOOK 8412C**  
W110 x H25 x D40 mm

£35



**TOILET ROLL HOLDER 8410C**  
W140 x H90 x D55 mm

£49



Read more on page 142-143





Chrome finish  
Frosted glass details

Full-fix 'anti twist' fixing system.  
All accessories are supplied with a  
wall screw pack. For "No Drill" fixing  
purchase our fixing adhesive.



Fixing Adhesive £12  
code no. 8798  
Read more on page 143.






**GLASS SHELF**  
8 mm clear hardened glass  
Solid brass in chrome finish  
Bracket L150 x H25 mm  
Depth of shelf incl. bracket 120 mm

**810230C** L300 mm **£75**

**810240C** L400 mm **£79**

**810250C** L500 mm **£85**

**810260C** L600 mm **£89**





## MONTANA

Montana's contemporary styling perfectly accessorises today's modern bathrooms. Crafted from solid brass and hand finished. The range demonstrates a refreshing uniqueness of design. Montana also features the outstanding full-fix system, preventing your products from twisting.



£57

TOILET ROLL HOLDER 6710C  
W150 x H105 mm



£77

TOILET ROLL HOLDER WITH LID 6707C  
W140 x D125 mm



£85

DOUBLE POST TOILET ROLL HOLDER 6737C  
W150 x H105 mm



£110

LOTION BOTTLE 6744C  
Chrome finish  
Ø65 x H195 mm



TOWEL RAIL 6706C  
L500 x D70 mm

£85

TOWEL RAIL 6716C  
L650 x D70 mm

£95



£65

TUMBLER HOLDER 6703C  
H105 x D105 mm



Read more on page 142-143



Backplate Ø38 mm  
Solid brass in chrome finish  
Full-fix 'anti twist' fixing system.  
All accessories are supplied with a  
wall screw pack. For "No Drill" fixing  
purchase our fixing adhesive.



Fixing Adhesive £12  
code no. 8798  
Read more on page 143.



£64

**TOWEL RING 6725C**  
W140 x H180 mm



£67

**SPARE ROLL HOLDER 6719C**  
D90 x H160 mm



£150

**TOILET BRUSH SET 6718C**  
Ø90 x H380 mm



£189

**DOUBLE TOWEL RAIL 6727C**  
L650 x H105 x D130 mm



£30

**SINGLE HOOK 6711C**  
D50 mm




£42

**DOUBLE ROBE HOOK 6723C**  
W75 x D50 mm



£189

**MIRROR 6741C**  
Swivel, rectangular, bevelled  
Total W500 x H500 mm  
Mirror size W420 x H500 mm  
Range mirror is guaranteed for 2 years.



£99

**GLASS SHELF 6702C**  
L500 x D125 mm





£65

**SOAP DISH 6704C**  
W120 x D120 mm

## ORLANDO

Sweeping curves, crafted from solid brass and finished in sharp chrome, effortlessly combined with crisp, clean ceramic components are the key features of the Orlando collection. Unquestionably where modern style, combines with full-fix fittings to inspire an imperious range of products.



Read more on page 142-143



Solid brass chrome finish  
White ceramic details

Full-fix 'anti twist' fixing system.  
All accessories are supplied with a  
wall screw pack. For "No Drill" fixing  
purchase our fixing adhesive.



Fixing Adhesive £12  
code no. 8798  
Read more on page 143.





**GLASS SHELF**  
8 mm clear hardened glass  
Solid brass in chrome finish  
Bracket L150 x H25 mm  
Depth of shelf incl. bracket 120 mm

**810230C** L300 mm **£75**

**810240C** L400 mm **£79**

**810250C** L500 mm **£85**

**810260C** L600 mm **£89**





## OSLO CHROME

Oslo's functional design, created in brass and finished in chrome, combined with its outstanding choice of items has made it the perfect collection for either a contemporary or a traditional setting.

£40



TOILET ROLL HOLDER 8010C  
W170 x H120 x D54 mm

£45



SPARE ROLL HOLDER 8019C  
H168 x W70 x D97 mm

£71



LOTION BOTTLE 8034C  
Frosted glass  
H180 x D115 mm

£67



DOUBLE POST TOILET ROLL HOLDER 8037C  
W205 x D75 mm

£40



TUMBLER HOLDER 8003C  
Clear glass  
H95 x D110 mm

£40



SOAP DISH 8004C  
Clear glass  
Ø109 x D134 x H56 mm



Read more on page 142-143



Backplate Ø55 mm  
Solid brass in chrome finish  
Frosted/Clear glass details

Full-fix 'anti twist' fixing system.  
All accessories are supplied with a  
wall screw pack. For "No Drill" fixing  
purchase our fixing adhesive.



Fixing Adhesive £12  
code no. 8798  
Read more on page 143.



**SINGLE HOOK 8022C**  
D60 mm

£28



**DOUBLE HOOK 8023C**  
D60 mm

£31



**TOWEL RING 8005C**  
Ø165 mm

£40




**TOWEL RAIL 8006C**  
L505 x D75 mm

£69


**TOWEL RAIL 8016C**  
L655 x D75 mm

£75



**DOUBLE TOWEL RAIL 8027C**  
L655 x D150 mm

£125



**GLASS SHELF 8002C**  
Clear hardened glass  
L500 x D125 mm

£75



**MIRROR 8000C**  
Frosted bevelled edge,  
Oval mirror W400 x H505 mm  
Range mirror is guaranteed for 2 years.

£99



**DOUBLE ROBE HOOK 8012C**  
H115 x D90 mm

£38




**TOILET BRUSH SET 8021C**  
Wall-mounted, white ceramic bowl  
H365 x Ø110 mm

£87

## OSLO POLISHED NICKEL

Oslo is a classic range perfect for both contemporary and traditional bathrooms. Crafted from solid brass and finished in a polished nickel finish. Oslo is a range that definitely stands the test of time.



Read more on page 142-143



Backplate Ø55 mm  
Solid brass in polished nickel finish  
White ceramic details

Full-fix 'anti twist' fixing system.  
All accessories are supplied with a  
wall screw pack. For "No Drill" fixing  
purchase our fixing adhesive.



Fixing Adhesive £12  
code no. 8798  
Read more on page 143.



**SINGLE HOOK 8022MN**  
D62 X H65 mm

£30



**DOUBLE HOOK 8023MN**  
D58 x H62 mm

£35



**TOWEL RING 8005MN**  
H190 x W168 x D54 mm

£45



**TOWEL RAIL 8006MN**  
L505 x D75 mm

£75


**TOWEL RAIL 8016MN**  
L655 x D75 mm

£85



**DOUBLE TOWEL RAIL 8027MN**  
L655 x D150 mm

£137



**GLASS SHELF 8002MN**  
Clear hardened glass  
L500 x D125 x H56 mm

£85



**MIRROR 8000MN**  
Frosted bevelled edge,  
oval mirror W400 x H505 mm  
Range mirror is guaranteed for 2 years.

£110



**TOILET BRUSH SET 8021MN**  
Wall-mounted, white ceramic bowl  
H365 x Ø110 mm

£93



## RICHMOND

Richmond's stylish curves combine with modern manufacturing methods to create a perfect fusion. Crafted from solid brass, beautifully finished in hard wearing chrome and perfectly complimented with delicate, white ceramic components, the Richmond collection is truly a classic 'for today'.



£42



TOILET ROLL HOLDER 6610C  
W180 x D70 mm

£46



TUMBLER HOLDER 6603C  
White ceramic  
H110 x D120 mm

£71



DOUBLE POST TOILET ROLL HOLDER 6637C  
W220 x D70 mm

£46



SOAP DISH 6604C  
White ceramic  
H65 x D140 mm



Read more on page 142-143



Backplate Ø55 mm  
Solid brass in chrome finish.  
White ceramic details

Full-fix 'anti twist' fixing system.  
All accessories are supplied with a  
wall screw pack. For "No Drill" fixing  
purchase our fixing adhesive.



Fixing Adhesive £12  
code no. 8798

Read more on page 143.

£29



**SINGLE HOOK 6622C**  
D80 mm

£37



**DOUBLE HOOK 6623C**  
W85 x D70 mm

£43



**TOWEL RING 6605C**  
Ø155 x D70 mm

£73



**TOWEL RAIL 6606C**  
L495 x D70 mm Length of rail 425 mm

£125



**DOUBLE TOWEL RAIL 6627C**  
L655 x D150 mm

£79




**TOWEL RAIL 6616C**  
L655 x D70 mm Length of rail 575 mm

£99



**MIRROR 6600C**  
Bevelled edge,  
W410 x H500 mm  
Range mirror is guaranteed for 2 years.

£110



**GLASS SHELF 6602C**  
Clear hardened glass  
L500 x D125 x H56 mm




## STOCKHOLM

Designed and developed in 1978, Stockholm is a timeless combination of classic quality and style. Crafted from solid brass and hand finished, this traditional collection is complimented by ceramic component parts. With its extensive range of items, Stockholm offers the perfect answer for any bathroom setting.



Read more on page 142-143

An Accessory Range manufactured from solid brass in chrome finish. White ceramic details.



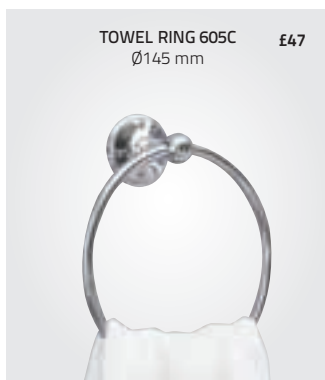


## STOCKHOLM



**DOUBLE TOWEL RAIL 617C** £137  
L545 x H135 mm

**LONG DOUBLE TOWEL RAIL 627C** £147  
L720 x H135 mm



**TOWEL RING 605C** £47  
Ø145 mm



**TOWEL RAIL 616C** £85  
L720 x H75 mm



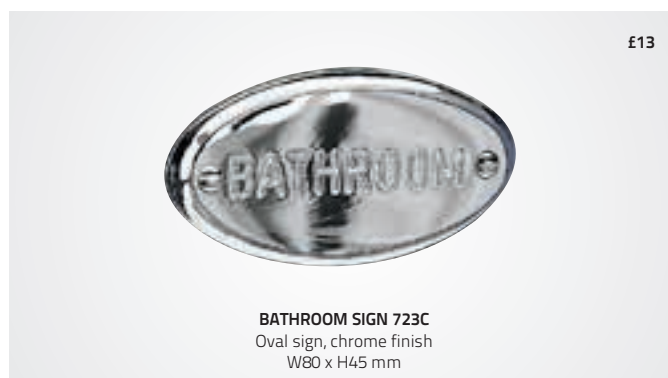
**TOWEL RAIL 606C** £77  
L545 x H75 mm



**SHELF 602C** £135  
Clear glass with chrome rail  
L500 x D150 mm



**TOILET SIGN 722C** £13  
Oval sign, chrome finish  
W80 x H45 mm



**BATHROOM SIGN 723C** £13  
Oval sign, chrome finish  
W80 x H45 mm



## CLASSIC

The Classic Accessory Collection is a select range of creative and practical products. Designed and developed with careful attention to detail, this diverse collection offers solutions in a stylish and thoughtful way.

£249



**MIRROR 643C**

Framed, polished bevelling, chrome finish  
W500 x H700 mm

£289



**MIRROR 642C**

Framed swivel, polished bevelling, chrome finish  
W545 x H610 mm

£125



**MIRROR 8781C**

Wall mounted, 3 x magnification/regular mirror  
Maximum extension 350 mm, Ø190 mm

£99



**MIRROR 682C**

3 x magnification/regular mirror  
H405 mm, Ø190 mm



Read more on page 142-143

Classic Accessory products  
are in Chrome finish.

£199



**TOWEL RACK 667C**

Wall mounted, one towel rail, chrome finish  
L620 x D235 x H185 mm



£185



**MIRROR 680C**

Wall mounted, 3 x magnification/regular mirror  
Max extension 550 mm, Ø190 mm

£99



**MIRROR 681C**

Wall mounted, 3 x magnification/regular mirror  
Max extension 350 mm, Ø190 mm

£140



**TABLE MIRROR 688C**

Polished bevelling. One-sided mirror  
W279 x D130 x H340 mm

£87



**MIRROR 683C**

3 x magnification/regular mirror  
W265 x H225 mm, Ø190 mm

£13



**BATHROOM SIGN 723C**

Oval sign, chrome finish  
W80 x H45 mm

£13



**TOILET SIGN 722C**

Oval sign, chrome finish  
W80 x H45 mm

£69



**PAPER ROLL HOLDER 5651CH**

Chrome finish/clear acrylic  
H570 mm  
Base 135 x 200 mm



## CLASSIC





## CLASSIC



**CORNER BASKET 654C** £67  
Two tier, brass, chrome finish  
W175 x D115 x H210 mm



**CORNER BASKET 655C** £87  
Two tier, brass, chrome finish  
W250 x D150 x H310 mm



**CORNER BASKET 656C**  
Brass, chrome finish  
W250 x D150 x H80 mm

£45

£30



**SOAP BASKET 650C**  
Brass, chrome finish  
W130 x D95 x H35 mm

£34



**CORNER BASKET 651C**  
Brass, chrome finish  
W175 x D115 x H35 mm

£40



**CORNER BASKET 652C**  
Brass, chrome finish  
W250 x D150 x H55 mm


£112



**SHOWER SHELF 664C**  
Stainless steel shelf, removable for easy cleaning. Can also be fixed to the wall with adhesive, sold separately code.no 8798  
W315 x D130 x H85 mm



£59



**BASKET 653C**  
Brass, chrome finish  
W265 x D125 x H45 mm

£94



**LOTION BOTTLE 6754C**  
Chrome finished  
Ø65 x D195 mm

£89



**TOILET BRUSH SET 6618C**  
Chrome finish, white ceramic  
Base Ø80 W Ø95 H420 mm

£41



**TUMBLER HOLDER 6613C**  
Chrome finish, white ceramic  
Ø80 x H125 mm

£59



**SOAP DISH 6614C**  
Chrome finish, white ceramic  
Ø150 x H45 mm

£62



**LOTION BOTTLE 6635C**  
Chrome finish, white ceramic  
Ø80 x H180 mm

£61



**JAR WITH LID 6644C**  
Chrome finish, white ceramic  
Ø80 x H130 mm



# CLASSIC

## GLASS SHELF


8 mm clear hardened glass  
Solid brass in chrome finish  
Bracket L150 x H25 mm  
Depth of shelf incl. bracket 120 mm

**810230C** L300 mm **£75**



**810240C** L400 mm **£79**

**810250C** L500 mm **£85**

**810260C** L600 mm **£89**



Screw holes in the bracket for easy adjustable fixing



## GLASS SHELF

8 mm hardened clear glass, 2 chrome finished shelf brackets.  
Depth of all shelves 114 mm.


**291020** L300 mm **£42**

**291120** L400 mm **£44**

**291220** L450 mm **£45**

**291320** L500 mm **£47**

**291420** L600 mm **£49**



**£44**



## CORNER SHELF 292320

8 mm hardened glass, 2 chrome finished shelf brackets  
W200 x D200 mm

**£47**



## CORNER SHELF 292020

8 mm hardened glass, 2 chrome finished shelf brackets  
W200 x D114 mm

**£87**



## CORNER SHELF 669C

6 mm hardened glass  
Guard rail in chrome finish  
W220 x D220 x H45 mm

**£87**



## CLOAKROOM SHELF 668C

6 mm hardened glass  
Guard rail in chrome finish  
W280 x D145 x H45 mm

## CLASSIC LIGHT PULL

Classic accessories packaging can be easily found through this colour.

The Classic Light Pull Collection is both stylish yet practical. Manufactured from solid brass with several items featuring complimentary ceramic or wood parts, all these pulls are supplied with white cord for easy fitting.

£14



**LIGHT PULL 6999C**  
Chrome finish, Conical  
H60 mm Ø12/18 mm

£17



**LIGHT PULL 6995C**  
Chrome and black finish,  
Round, H60 mm Ø16 mm

£17



**LIGHT PULL 6996C**  
Chrome and white finish, Round,  
H60 mm Ø16 mm

£17



**LIGHT PULL 6997C**  
Chrome and black finish,  
Conical, H60 mm Ø12/18 mm

£17



**LIGHT PULL 6998C**  
Chrome and white finish,  
Conical, H60 mm Ø12/18 mm

£17



**LIGHT PULL 6993C**  
Chrome finish, Hexagonal  
H70 mm W10 mm

£14



**LIGHT PULL 6994C**  
Chrome finish, Hexagonal  
H40 mm W10 mm

£17



**LIGHT PULL 694C**  
Chrome finish  
H80 mm square 15x15 mm

£15



**LIGHT PULL 695C**  
Chrome finish  
H40 mm square 15x15 mm

£9



**CORD CONNECTOR 689C**  
Chrome finish

£13



**LIGHT PULL 692C**  
Chrome finish  
H40 mm Ø20 mm

£15



**LIGHT PULL 691C**  
Chrome finish  
H80 mm Ø15 mm

£13



**LIGHT PULL 693C**  
Chrome finish  
H40 mm Ø15 mm

£18



**LIGHT PULL 690C**  
Chrome finish  
H80 mm Ø24 mm

£15



**LIGHT PULL 6992C**  
Chrome finish  
H45 mm

£18



**LIGHT PULL 6990C**  
Chrome/white ceramic finish  
H70 mm

£18



**LIGHT PULL 6991C**  
Chrome/black ceramic finish  
H70 mm

£15



**LIGHT PULL 697C**  
Chrome and solid natural  
oak finish, conical  
H60 mm

£15



**LIGHT PULL 696C**  
Chrome and solid natural  
oak finish, cylindrical  
H60 mm

£15



**LIGHT PULL 699C**  
Chrome and solid dark  
oak finish, conical  
H60 mm

£15



**LIGHT PULL 698C**  
Chrome and solid dark  
oak finish, cylindrical  
H60 mm

## BASKETS

All baskets on this page have concealed screw fixings.

The Basket Collection is the pinnacle of luxurious showering accessories. We have selected the very best material to craft our wall mounted baskets, which all feature innovative, concealed fixings. Other features include a practical hook on some, while on others you will be able to remove them for easy cleaning. Contemporary shower shelves add sophistication to the wet room environment, so popular today.

All baskets are in chrome finish with the exception of 856MN which is polished nickel.



Read more on page 142-143



£86

### BASKET 856CG

With practical hook  
Can be fixed with our fixing adhesive.  
Adhesive is sold separately,  
code.no. 8798  
W235 x H80 x D185 mm



£86

### D-SHAPED BASKET 866CG

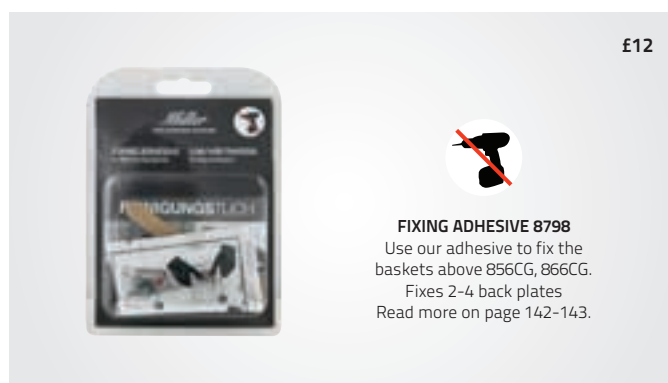
With practical hook  
Can be fixed with our fixing adhesive.  
Adhesive is sold separately,  
code.no. 8798  
W250 x H80 x D125 mm



£155

### TWO TIER CORNER SHOWER TIDY 878C

Removable tray. Dishwasher tested.  
W230 x H310 x D175 mm



£12



### FIXING ADHESIVE 8798

Use our adhesive to fix the  
baskets above 856CG, 866CG.  
Fixes 2-4 back plates  
Read more on page 142-143.



£81

### CORNER SHOWER TIDY 876C

Removable tray. Dishwasher tested.  
W230 x H60 x D175 mm



£81

### RECTANGULAR SHOWER TIDY 877C


Removable tray. Dishwasher tested.  
W233 x H60 x D125 mm



£57

### CORNER SOAP BASKET 851C

With practical hook  
W185 x H35 x D130 mm



**CORNER SOAP BASKET**  
**856C CHROME** £75  
**856MN POLISHED NICKEL** £85  
 With practical hook  
 W235 x H80 x D175 mm



**D-SHAPED BASKET 866C**  
 Suitable for straight wall application  
 With practical hook  
 W250 x H80 x D120 mm

£75



**CORNER BASKET 855C**  
 Two tier  
 Chrome finish  
 With practical hook  
 W235 x H310 x D175 mm

£145



**D-SHAPED BASKET 865C**  
 Suitable for straight wall application, two tier  
 With practical hook  
 W250 x H310 x D120 mm

£145



**CORNER SHOWER BASKET 875C**  
 Three tier  
 With practical hook  
 W215 x H540 x D175 mm  
 Height of baskets 80 mm

£275



**SINGLE BASKET 970C**  
 W285 x H80 x D125 mm

£89



## BASKETS



864C



854C



£139

### CORNER SHOWER SHELF 864C

Angled. Practical hook.  
W250 x H70 x D200 mm



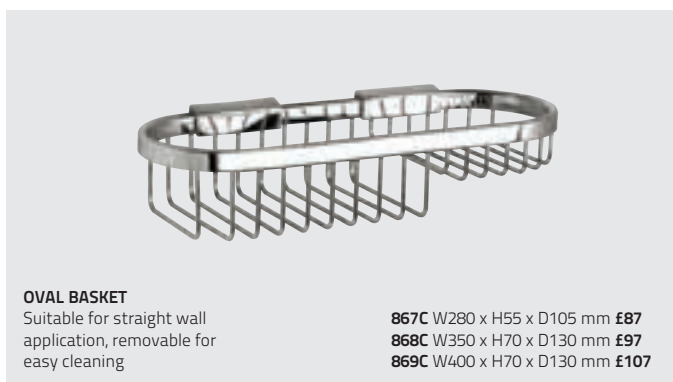
£119

Flexible  
wallmounting



### CORNER BASKET 854C

Angled. Practical Hook  
Removable for easy cleaning  
W250 x H90 x D200 mm



### OVAL BASKET

Suitable for straight wall  
application, removable for  
easy cleaning

867C W280 x H55 x D105 mm **£87**  
868C W350 x H70 x D130 mm **£97**  
869C W400 x H70 x D130 mm **£107**



£225

### SHOWER CADDY 663C

Two tier  
W215 x H700 x D125 mm  
Height of baskets 80 mm



£235

### SHOWER CADDY 872C


Two tier  
W125 x H650 x D125 mm  
Height between baskets 250 mm

£97



**D-SHAPED SHOWER SHELF 870C**  
Suitable for straight wall application  
W250 x H70 x D120 mm

£97



**CORNER SHOWER SHELF 862C**  
W280 x H70 x D200 mm

£200



**D-SHAPED 2-TIER**  
Shower Basket 871C  
Suitable for straight wall application  
W250 x H310 x D120 mm

£189



**CORNER 2-TIER**  
Shower Shelf 863C  
W280 x H310 x D200 mm

877C



876C





## CLEAN AND CARE, GUARANTEE, MATERIAL AND TECHNICAL



### Clean and care

#### WOOD SURFACE CLEANING

We recommend frequent cleaning with a mild, soap detergent and then wipe off with a dry cloth. Use of cleaning detergents with either abrasive or corrosive substances will destroy the product. For natural wood furniture, we recommend you use a high quality furniture polish to maintain the products beautiful finish and to increase its lifetime. Even though all our wood products are thoroughly treated to withstand moisture, you should always wipe off any splashes or standing water immediately with a dry cloth.

#### CERAMIC CLEANING

Clean with a mild detergent. Cleaners containing abrasive materials should not be used. Black marks, which appear when in contact with metal objects, can be removed with a ceramic eraser.

#### MIRRORS, GLASS AND METAL CLEANING

We recommend regular cleaning with a mild, soapy solution and then wipe off with a dry cloth. Use of cleaners containing abrasive or corrosive substances, such as ammonia, will destroy the product.

#### BOND BLACK AND BLACK TAPS

We recommend regular cleaning with a mild, soapy solution and then wipe off with a dry cloth. Use of cleaners containing abrasive or corrosive substances, such as ammonia, will destroy the product.

#### SOLID ASH AND STONE WORK TOPS CLEANING

We recommend regular cleaning, or when necessary, with a mild soapy solution or a light detergent and then wipe off with a dry cloth. Strong detergents should be avoided. Use of cleaners containing abrasive or corrosive substances, such as ammonia, will destroy the product.

#### BOND POLISHED BRASS ACCESSORIES AND TAPS – MP CODING

We recommend regular cleaning, or when necessary, with soap and water or a light detergent and then wipe off with a dry cloth. These products are polished from production. The surface of these products is unlaquered/ without protection meaning that it will change over time. The surface is "living" and with normal usage these products will tarnish and get darker – patina. Please ensure that this finish is to your preference before making your purchase.

The patina/ tarnish can be removed by using brass polish – please seek advice of a specialist and take care not to use polish on other surfaces.

### Material

#### WOOD - A LIVING MATERIAL

Due to the natural variations found in solid wood, there may be some slight structural and colour differences in a product and between different products and production runs. Prior to assembly, all parts are hand finished, stained and lacquered on at least two occasions with the very best available, water resistant and durable materials.

#### GENUINE CERAMIC

Ceramic basins are produced from natural materials and therefore have a certain measurement tolerance. Basins are manufactured and handfinished in Italy to retain the highest possible quality.

#### STONE WORKTOPS

Colour and structure of these products can vary as the material is natural stone. Each item will be different, which is part of the charm; therefore your worktop when delivered may vary from what you have seen on display in a showroom or in pictures.

#### ASH WORK TOP

The worktop is treated with three layers of hard wax which provides a good protection. It is particularly important to maintain the worktop with additional hard wax if needed in its first year of use.

#### QUARTZ STONE

"Silestone" is made from 94% natural quartz stone. The look and feel is very similar to "natural stone". "Silestone" is as good as, or better than natural stone in a bathroom environment.

#### POLISHED BRASS AND LEATHER

Our polished brass products and our leather handles have what is called a living surface that will change/ tarnish/ wear over time.

### Photography

#### PHOTOGRAPHERS

Richard Lindor, Patrik Svedberg, Nils Åstrand.

#### PROPS FOR SHOOTING

Bovalls Dörrbyggeri, Byarums Bruk, Sonarps Interiör, Växbo Lin, Hide-a-Lite, Kilands Mattor, Karl Andersson och Söner, CC Höganäs, Severins Möbler, Swedese, Sofacompany.com, Numero74 and Västanehem.

## CLEAN AND CARE, GUARANTEE, MATERIAL AND TECHNICAL

### Bathroom Furniture

#### Bathroom Furniture Assembled

##### BROOKLYN, KENSINGTON, NEW YORK AND LONDON

All products are delivered fully assembled. Handles, Lighting and Taps are optional and should be fitted by a qualified installer.

##### TRADITIONAL

All products are delivered fully assembled. Handles and lighting are optional which should be fitted by a qualified installer.

#### Material

**FINISH** Before assembly all parts are hand finished and separately coated 2-3 times with the best available water repellent and hardwearing lacquer.

**BROOKLYN** Is largely made of white painted mdf.

**KENSINGTON** Is largely made of white painted mdf.

**LONDON** Is largely made of veneered panel materials. Drawer fronts and doors in natural and black stained oak are made of solid oak, filling in veneered panel materials. White and light grey furniture is made of painted MDF. Backs, shelves, etc. are made of veneered or foiled panel materials.

**NEW YORK** Is largely made of veneered panel materials.

White furniture is made of painted MDF. Backs, shelves, etc. are made of veneered or foiled panel materials.

**TRADITIONAL** Is largely made of MDF and solid birch.

Back boards are made of painted or foiled panel materials.

#### Electrical

All electrical items should be installed by qualified electricians.

**MIRROR CABINETS AND MIRRORS** Have LED IP44 rated lights

**TRADITIONAL** Lighting is IP23 rated. Delivered without light bulb.

Code no.	Description	Watt	Lumen	Kelvin	Driver	CRI	IP
L2-190	LED LINEAR H/V	5W	450lm	4000K	24V	90	IP44
DL2	LED Down Light	2.5W	200lm	4000K	24V	90	IP44
L2-192	LED Driver	20W			24V		
L101-192	LED Driver	20W			700mA		
L101	LED Top Light	2 x 2.5W	250lm	4000K	700mA	83	IP44
DL101	LED Down Light	2 x 2.5W	250lm	4000K	700mA	83	IP44
L102	LED Top Light	7W	400lm	4000K	24V	90	IP44

### Basins

The ceramic basins are made from natural materials with tolerances +/- 5 %. All basins should be carefully inspected prior to installation. If a product is found to be defective through incorrect fitting Miller from Sweden will not be held liable. We strongly recommend that all ceramic items should be installed by a qualified fitter. Basins must be quality checked before installation. Basins 116W1, 117W1, 132W, 133W, 171W1, 173W1 and 174W1 are branded with our Italian supplier Scarabeo's logotype.

### Fittings

Fixing screws and plugs are provided for use in solid walls.

For anything other, we recommend that specialist fittings only should be used. Before drilling the holes in the wall make sure that there are no water pipes or electrical cables buried within the wall. All products must be inspected and approved prior to installation.

### Taps

Taps are delivered without waste except tap: 1941C, 1941MP, 1941B which are delivered with a free flow waste - always open. 1937C, 1940C, 1940MP, 1940B are delivered with a pop-up waste. Technical drawings are available on [www.millerbathrooms.co.uk](http://www.millerbathrooms.co.uk). All taps are high pressure. All taps are branded with our Italian supplier Gattoni's logotype.

### Prices

Prices listed in this brochure are approximate prices Sterling pounds including VAT, excluding shipping. Variations may occur. We reserve the right to adjust prices without notice.

### Bathroom Accessories

#### FULL-FIX 'ANTI TWIST'

This is a fixing system which prevents the accessory from turning when fitted. The Atlanta, Bond, Boston, Denver, Miami, Montana, Orlando and Richmond Collections have this system.

#### FIXING ADHESIVE

With our fixing adhesive you do not need to drill when you put up your accessories. Code no. 8798. Can be used for accessories Atlanta, Bond, Boston, Denver, Miami, Montana, Orlando. Oslo and Richmond. We recommend that towel rails, glass shelves, mirrors, toilet brush sets, grab bars and products that carry heavy weight are screw fixed.



**Code no. 8798** sold separately

Fixes 2-4 back-plates.

Attaches to tiles, stone, glass, metal and concrete etc.

Easy to fit and extremely durable.

Easy to remove without damaging your wall.



### Note

All products supplied must be carefully inspected before fitting. If a product is found to be defective after or through incorrect fixing, Miller from Sweden Ltd. will not be held liable. We strongly recommend all items should be installed by a qualified installer. Most products in this catalogue are Miller branded.

The colour illustrations and measurements in this catalogue are for guidance only. Every care has been made to ensure that the product information is correct at time of printing. The company reserves the right to make alterations to the described designs, specifications, measurements and prices without prior notice or obligation. E&OE. All illustrations and materials included in this catalogue are the copyright of Miller from Sweden Ltd. and cannot be used without prior written permission in any other publication, catalogue, brochure, advertisement or in any media what so ever, whether electronic or written including the internet.

© 2018 Miller from Sweden Ltd.

### Guarantee

Miller from Sweden offer a variety of guarantees against faulty products, materials and workmanship across all their various collections. Please check the range groups in the catalogue to confirm which one is relevant. These new guarantees are strictly limited to domestic users only and applies on all new products purchased from 1 st May 2009. For further details see our website, [www.millerbathrooms.co.uk](http://www.millerbathrooms.co.uk) or call our helpline +44(0)1844 264800. This does not affect your statutory rights.



We offer a 10 year guarantee to our furniture ranges Kensington, Brooklyn, London, New York & Traditional with exception of mirrors, glass, toilets, toilet seats and basins which have a 2 year guarantee. Taps and lighting have a 5 year guarantee. Our bathroom accessories (hooks, toilet roll holders, etc.) have a minimum of 10 year guarantee and up to a Lifetime. Lifetime is limited to a maximum of 30 years. Miller from Sweden Ltd will determine whether a product is covered by the guarantee. Miller from Sweden Ltd does not replace products that have been subjected to accident, abuse, abnormal usage, improper installation or deviation from the care instructions provided. To make a claim under the products guarantee your original proof of purchase is required as the respective guarantee applies from the date of purchase.



# Brooklyn, Kensington

All furniture is supplied fully assembled. Before fixing we recommend that all doors and drawers are removed. Before drilling any holes make sure there are no water pipes or electrical cables buried within the wall. All measurements are for guidance only, for exact measurements please check each supplied product.

**We recommend that all products should be installed by a professional fitter.** All measurements are in mm. All products supplied must be carefully inspected before fitting. If a product is found to be defective after or through incorrect fixing, Miller from Sweden Ltd. will not be held liable.

## FIXING GUIDES AND PLUMBING VANITIES BROOKLYN

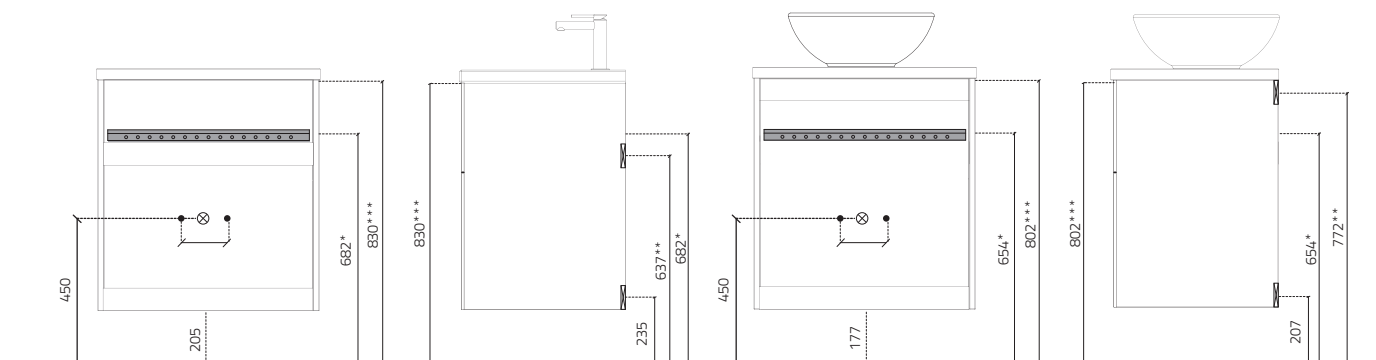
### BROOKLYN WALL HUNG VANITIES 60, 80, 100 FULL COVER BASIN

View from back

Side view

View from back

Side view



- \* centre mounting hole metal rail
- \*\* fixing inside wall
- \*\*\* recommended height from floor
- ⊗ Drain
- Water

**NOTE! ADAPT TOTAL HEIGHT ON VANITY CONSIDERING CHOICE OF BASIN**

## FIXING GUIDES AND PLUMBING VANITIES KENSINGTON

### KENSINGTON FLOORSTANDING VANITIES 60, 80, 100 FULL COVER BASIN

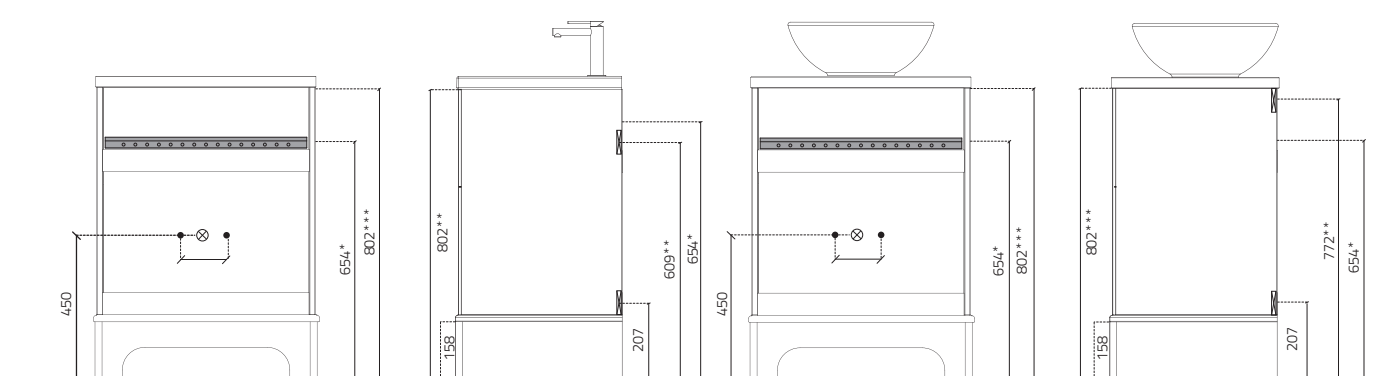
View from back

Side view

### KENSINGTON FLOORSTANDING VANITIES 60, 80, 100 WORK TOP WITH BASIN

View from back

Side view



### KENSINGTON WALL HUNG VANITIES 60, 80, 100 FULL COVER BASIN

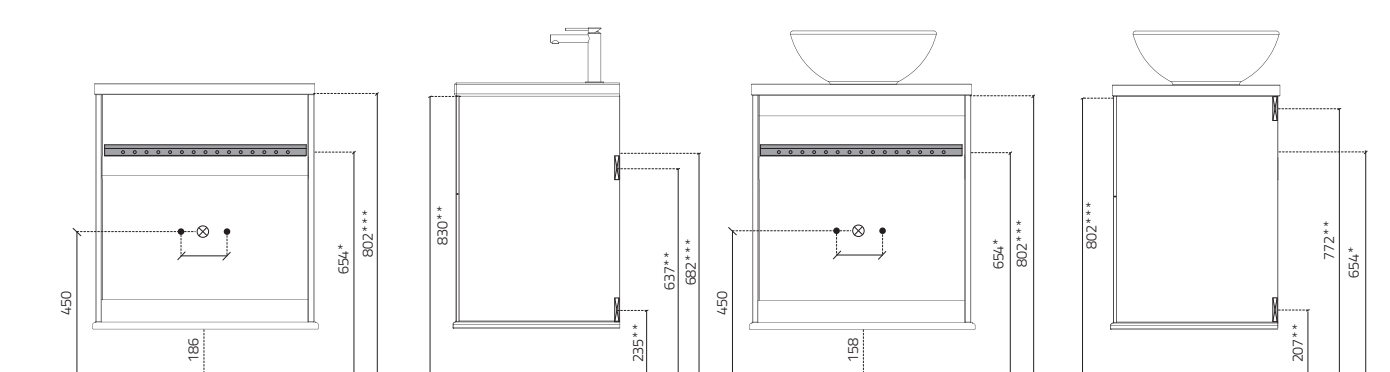
View from back

Side view

### KENSINGTON WALL HUNG VANITIES 60, 80, 100 WORK TOP WITH BASIN

View from back

Side view



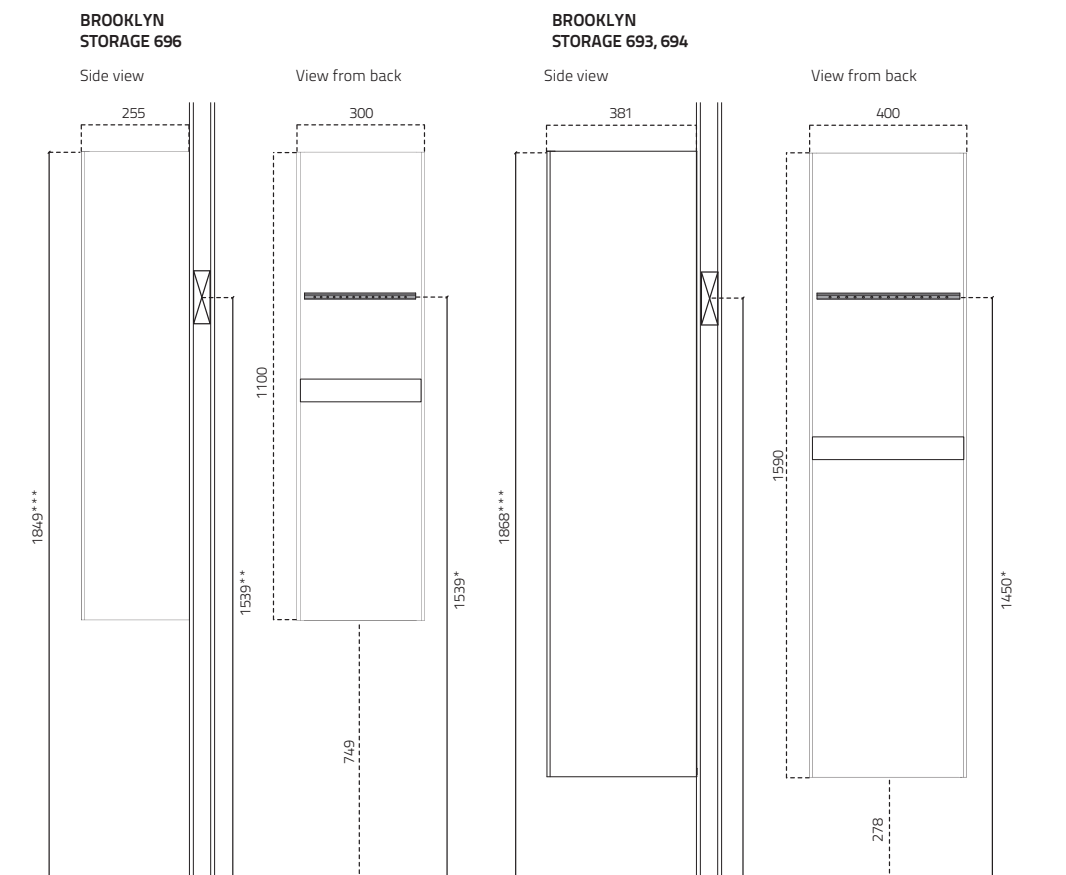
- \* centre mounting hole metal rail
- \*\* fixing inside wall
- \*\*\* recommended height from floor
- ⊗ Drain
- Water

**NOTE! ADAPT TOTAL HEIGHT ON VANITY CONSIDERING CHOICE OF BASIN**

## FIXING GUIDES STORAGE BROOKLYN

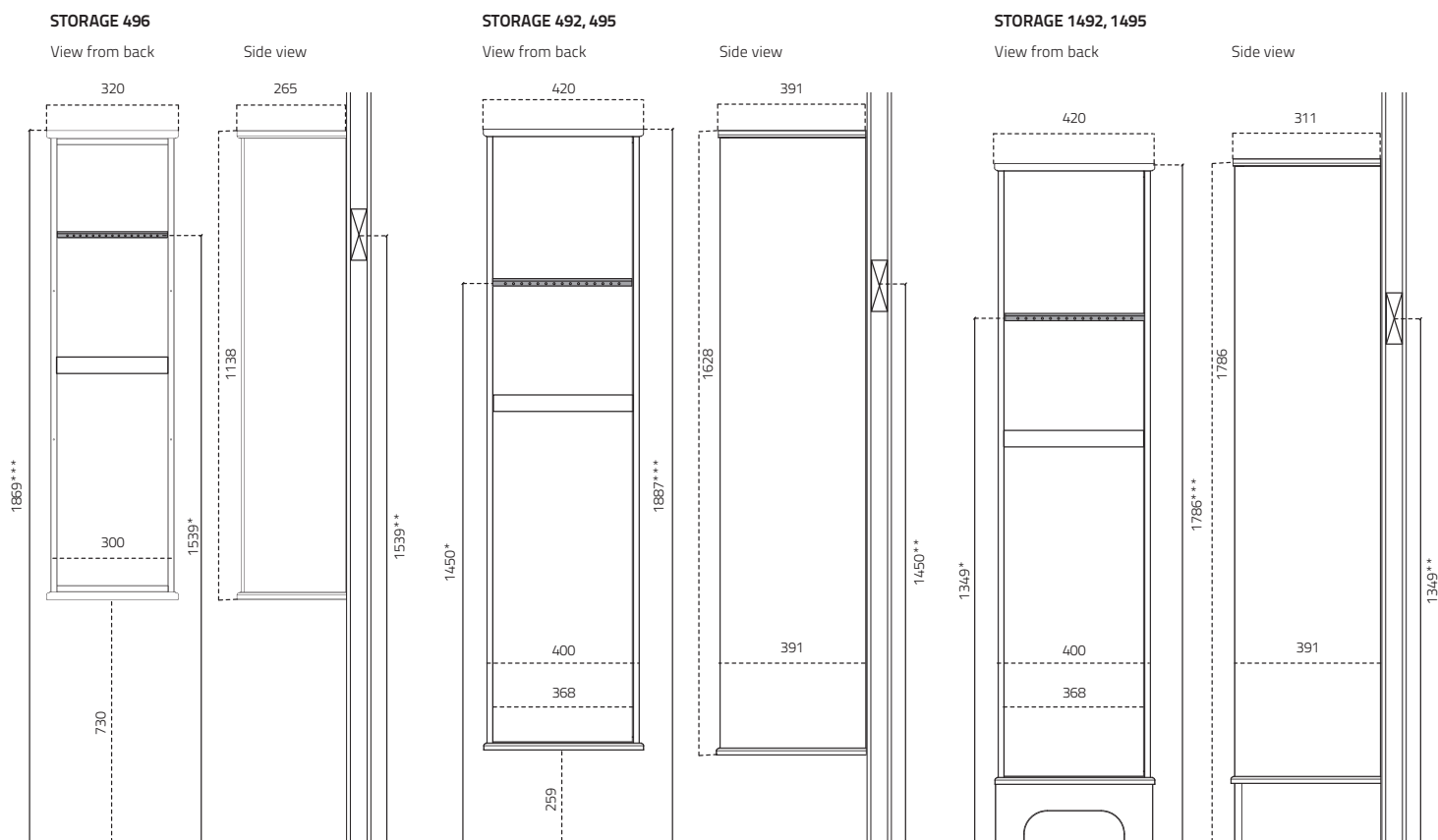


Included metal rail to be screwed on the wall. Below drawings show the centre of the mounting holes.



- \* centre mounting hole metal rail
- \*\* fixing inside wall
- \*\*\* recommended height from floor

## FIXING GUIDES STORAGE KENSINGTON



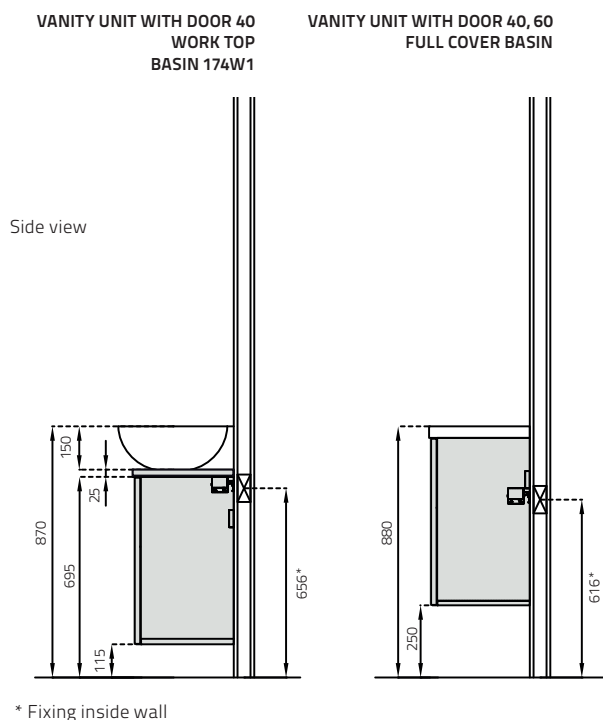
- \* centre mounting hole metal rail
- \*\* fixing inside wall
- \*\*\* recommended height from floor

## New York and London

All furniture is supplied fully assembled. Before fixing we recommend that all doors and drawers are removed. Before drilling any holes make sure there are no water pipes or electrical cables buried within the wall. All measurements are for guidance only, for exact measurements please check each supplied product.

**We recommend that all products should be installed by a professional fitter.** All measurements are in mm. All products supplied must be carefully inspected before fitting. If a product is found to be defective after or through incorrect fixing, Miller from Sweden Ltd. will not be held liable.

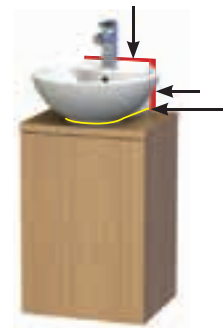
### FIXING GUIDES VANITY UNITS WITH DOORS FULL COVER BASIN AND WORK TOP WITH BASIN




Included metal rail to be screwed on the wall. Below drawings show the centre of the mounting holes.

#### SILICONE SEAL

We recommend that you secure from moisture between:  
Basin and vanity unit/wall  
Basin and work top/wall  
by sealing with silicone.



#### ADJUSTMENT OF CONSTRUCTION FITTINGS (MOUNTING BRACKETS) VANITY UNITS WITH DOORS

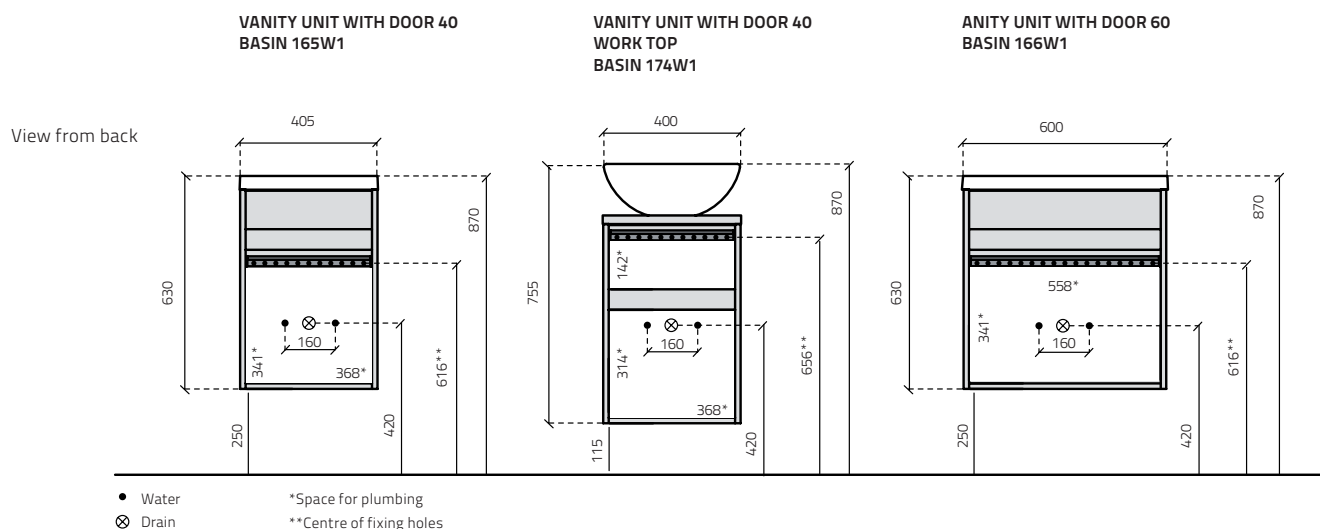


1. Adjustment in depth:  
(This depth adjustment screw is used for depth adjustment and to secure the cabinet against the wall)  
Backwards 7 mm  
Forward 7 mm

2. Height adjustment:  
Down 10 mm  
Up 8 mm

### PLUMBING VANITY UNITS WITH DOORS

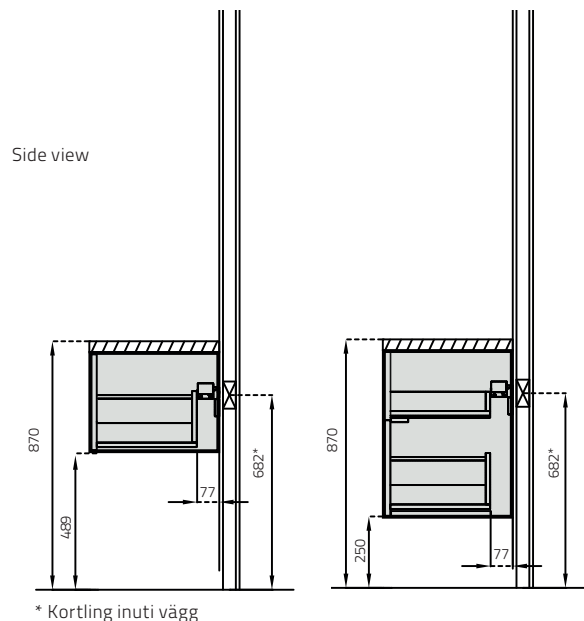
**We recommend that all products should be installed by a professional fitter.**  
Measurements in mm.




## FIXING GUIDES VANITY UNITS WITH DRAWERS FULL COVER BASINS

**VANITY WITH DRAWER HIGH  
60, 80, 100  
FULL COVER BASIN**

**VANITY WITH DRAWERS DOUBLE  
60, 80, 100, 120  
FULL COVER BASIN**



### ADJUSTMENT OF CONSTRUCTION FITTINGS (MOUNTING BRACKETS) VANITY UNITS WITH DOORS

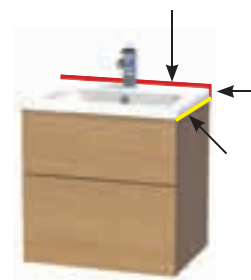


2. Height adjustment:  
Down 10 mm  
Up 8 mm

### SILICONE SEAL

We recommend that you secure from moisture between:  
Basin and vanity unit/wall  
Basin and work top/wall  
by sealing with silicone.

1. Adjustment in depth:  
(This depth adjustment screw is used for depth adjustment and to secure the cabinet against the wall)  
Backwards 7 mm  
Forward 7 mm



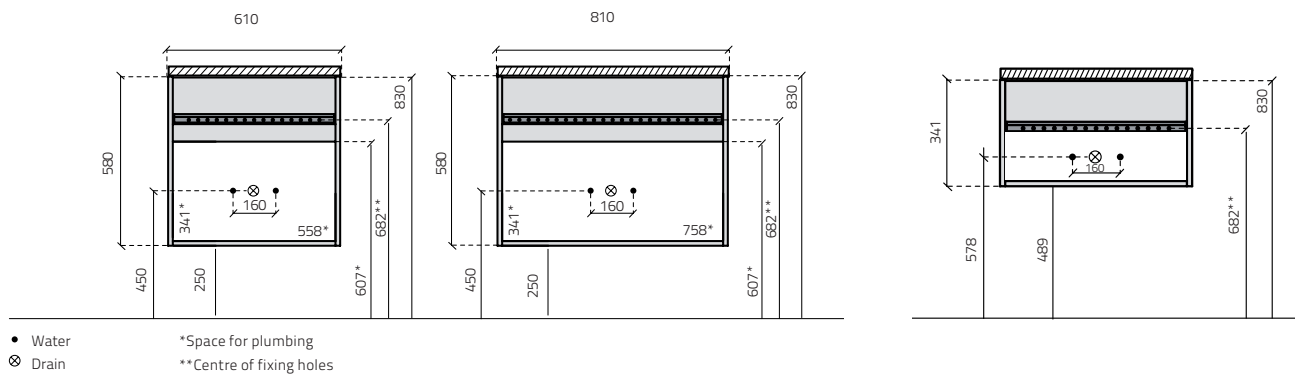
## PLUMBING VANITY UNITS WITH DRAWERS AND FULL COVER BASINS

View from back

**VANITY WITH DRAWERS 60 DOUBLE  
BASIN 110W1, 120W1, 124W1, 128W1**

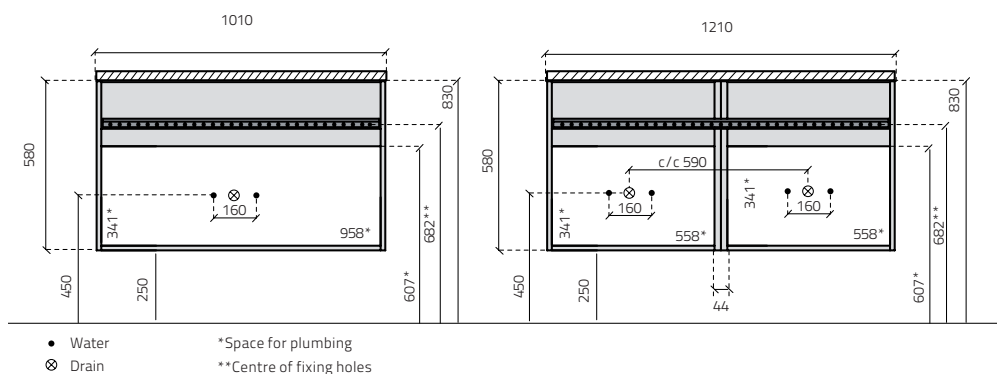
**VANITY WITH DRAWERS 80 DOUBLE  
BASIN 111W1, 121W1, 125W1, 129W1**

**VANITY 60, 80, 100 HIGH DRAWER  
WITH FULL COVER BASIN**



**VANITY WITH DRAWERS 100 DOUBLE  
BASIN 113W1, 121W1, 126W1, 130W1**

**VANITY WITH DRAWERS 120 DOUBLE  
BASIN 115W1, 123W1, 127W1, 131W1**



### DIFFERENT BASIN HEIGHTS

**D-SHAPE 3,5 CM**  
120W1, 121W1, 122W1, 123W1

**OVAL 5 CM**  
124W1, 125W1, 126W1, 127W1

**RECTANGULAR 5 CM**  
110W1, 111W1, 113W1, 114W1, 115W1

**VELCA 11 CM**  
128W1, 129W1, 130W1, 131W1



# New York and London

## FIXING GUIDES VANITY WITH DRAWERS: DOUBLE, HIGH, LOW WORK TOP AND BASIN

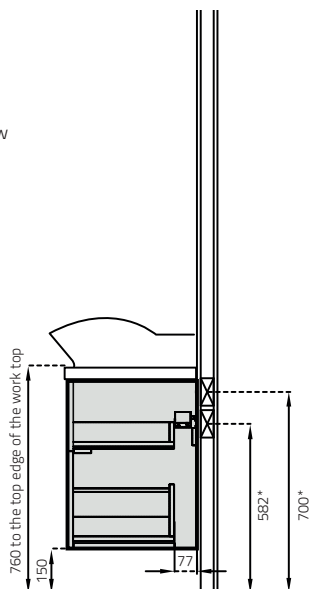
Attach vanity unit with work top in both enclosed metal rail and the upper those strip right under the work top.



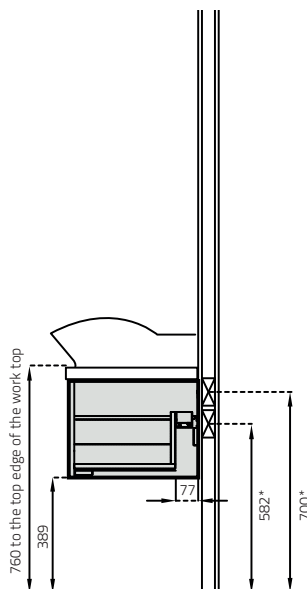
Included metal rail to be screwed on the wall. Below drawings show the centre of the mounting holes.

Side view

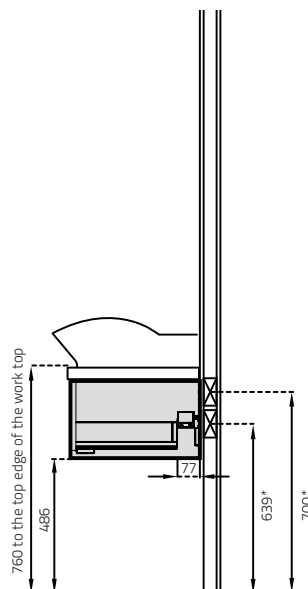
WORK TOP  
DOUBLE VANITY 60, 80, 100, 120



WORK TOP  
HIGH VANITY 60, 80, 100



WORK TOP  
LOW VANITY 60, 80, 100



\*Fixing inside wall

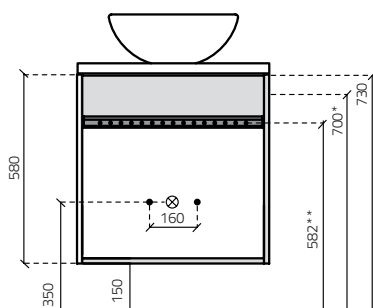
## PLUMBING VANITY WITH WORK TOP

**We recommend that all products should be installed by a professional fitter.**

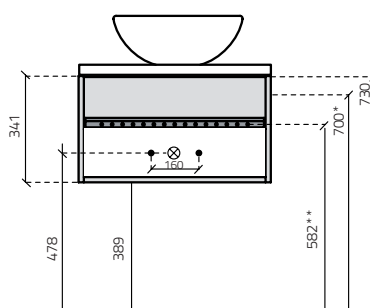
Measurements in mm.

View from the back

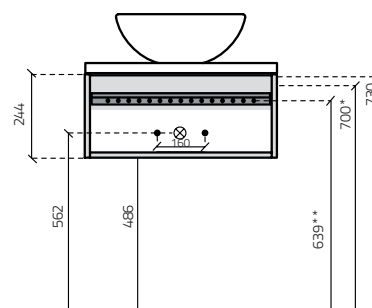
WORK TOP  
VANITY DOUBLE 60, 80, 100, 120



WORK TOP  
VANITY HIGH 60, 80, 100




WORK TOP  
VANITY LOW 60, 80, 100



- Water
- ⊗ Drain

\*Space for plumbing  
\*\*Centre of fixing holes

## ADJUSTMENT OF CONSTRUCTION FITTINGS (MOUNTING BRACKETS) VANITY UNITS WITH DOORS

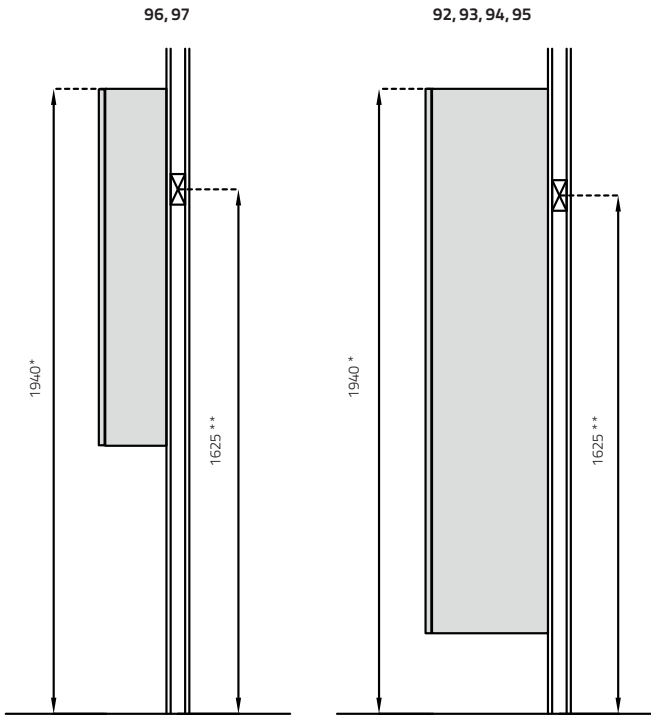


1. Adjustment in depth:  
(This depth adjustment screw is used for depth adjustment and to secure the cabinet against the wall)  
Backwards 7 mm  
Forward 7 mm
2. Height adjustment:  
Down 10 mm  
Up 8 mm



Included metal rail to be screwed on the wall. Below drawings show the centre of the mounting holes.

Side view



\* Recommended height from floor  
\*\* Fixing inside wall

ADJUSTMENT OF CONSTRUCTION FITTINGS  
( MOUNTING BRACKETS ) STORAGE CABINET



Depth adjustment:  
Upper screw in cabinet  
(This depth adjustment screw is used for depth adjustment , and to attach the cabinet to the wall).

Backwards 9 mm  
Forward 11 mm

Height adjustment:  
Lower screw in cabinet  
Down 7,5 mm  
Up 7,5 mm

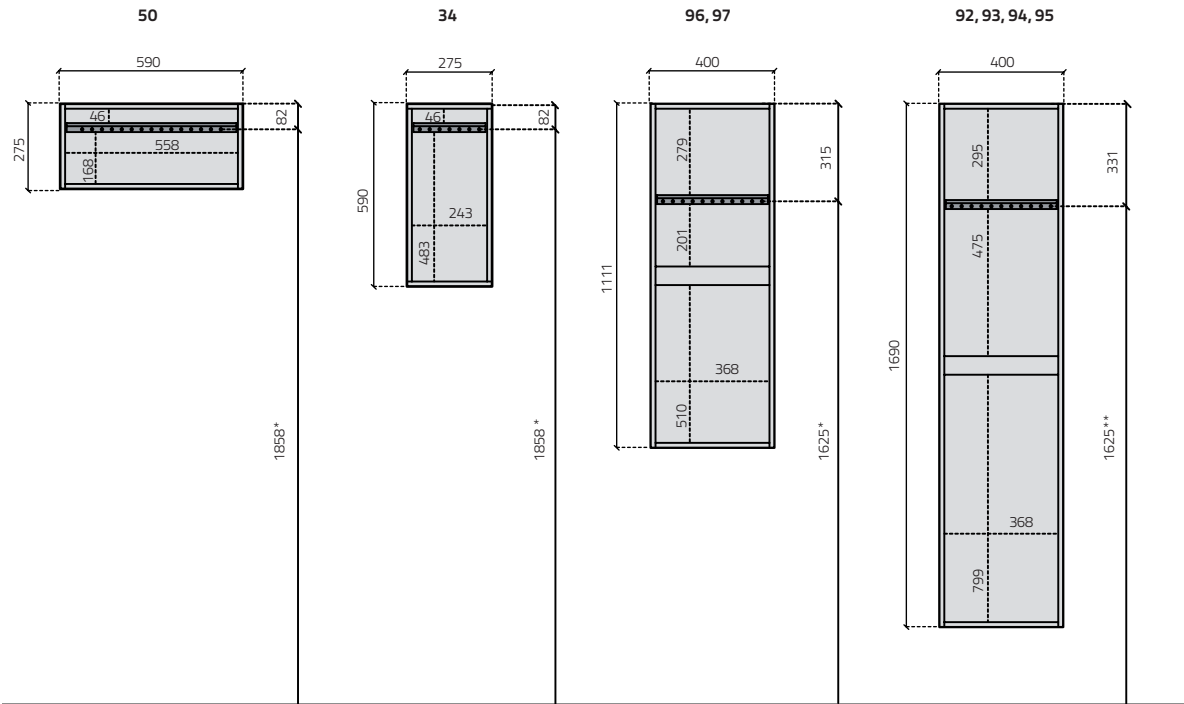
Fittings seen from the back of the cabinet. Adjust hinges inside cabinet.

92, 93, 94, 95

To match the height from floor with a vanity double + work top decrease the measurement with 100 mm.

ELECTRICAL AND FIXING

View from back



\* Centre of fixing holes

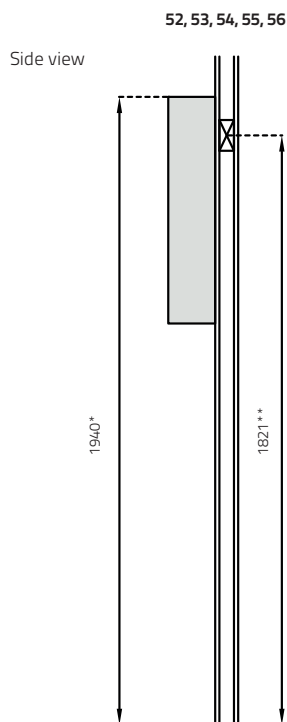
\*\*To match the height floor with vanity unit + stone work top, simply reduce the height by 100 mm.

# New York and London

## FIXING GUIDES BATHROOM CABINETS LINEAR LED AND BATHROOM CABINETS WITH/WITHOUT TOP LIGHT

All furniture is supplied fully assembled. Before drilling any holes make sure there are no water pipes or electrical cables buried within the wall. All measurements are for guidance only, for exact measurements please check each supplied product.

**We recommend that all products should be installed by a professional fitter.** All measurements are in mm. All products supplied must be carefully inspected before fitting. If a product is found to be defective after or through incorrect fixing, Miller from Sweden Ltd. will not be held liable.



\* Recommended height from floor  
\*\* Fixing inside wall

### ADJUSTMENT OF CONSTRUCTION FITTINGS ( MOUNTING BRACKETS ) BATHROOM CABINET



Depth adjustment:  
Upper screw in cabinet  
(This depth adjustment screw is used for depth adjustment, and to attach the cabinet to the wall).

Backwards 9 mm  
Forward 11 mm

Height adjustment:  
Lower screw in cabinet  
Down 7,5 mm  
Up 7,5 mm

Fittings seen from the back of the cabinet. Adjust hinges inside cabinet.

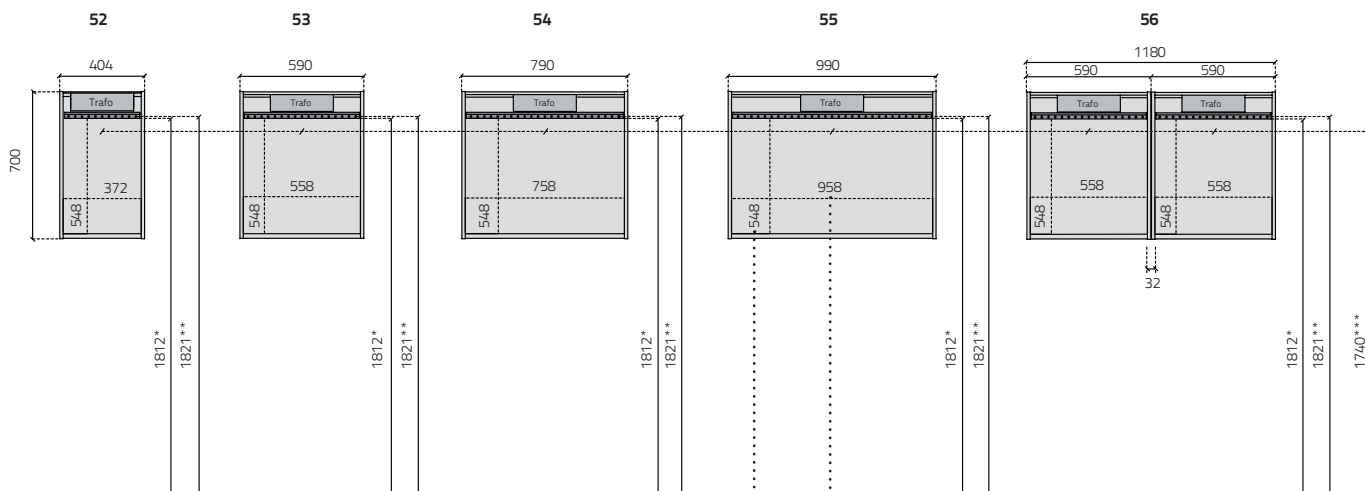


Included metal rail to be screwed on the wall. Below drawings show the centre of the mounting holes.

### ELECTRICAL AND FIXING BATHROOM CABINET

We recommend that all products should be installed by a professional fitter. All measurements are in mm. All products supplied must be carefully inspected before fitting. If a product is found to be defective after or through incorrect fixing, Miller from Sweden Ltd. will not be held liable.

View from back



\* Space for electrical connections  
\*\* To the centre mounting holes  
\*\*\* Recommended height from the finished floor to the cord in the wall

Measurements on the back of the bathroom cabinet marks the space for wiring.

## FIXING GUIDES MIRRORS

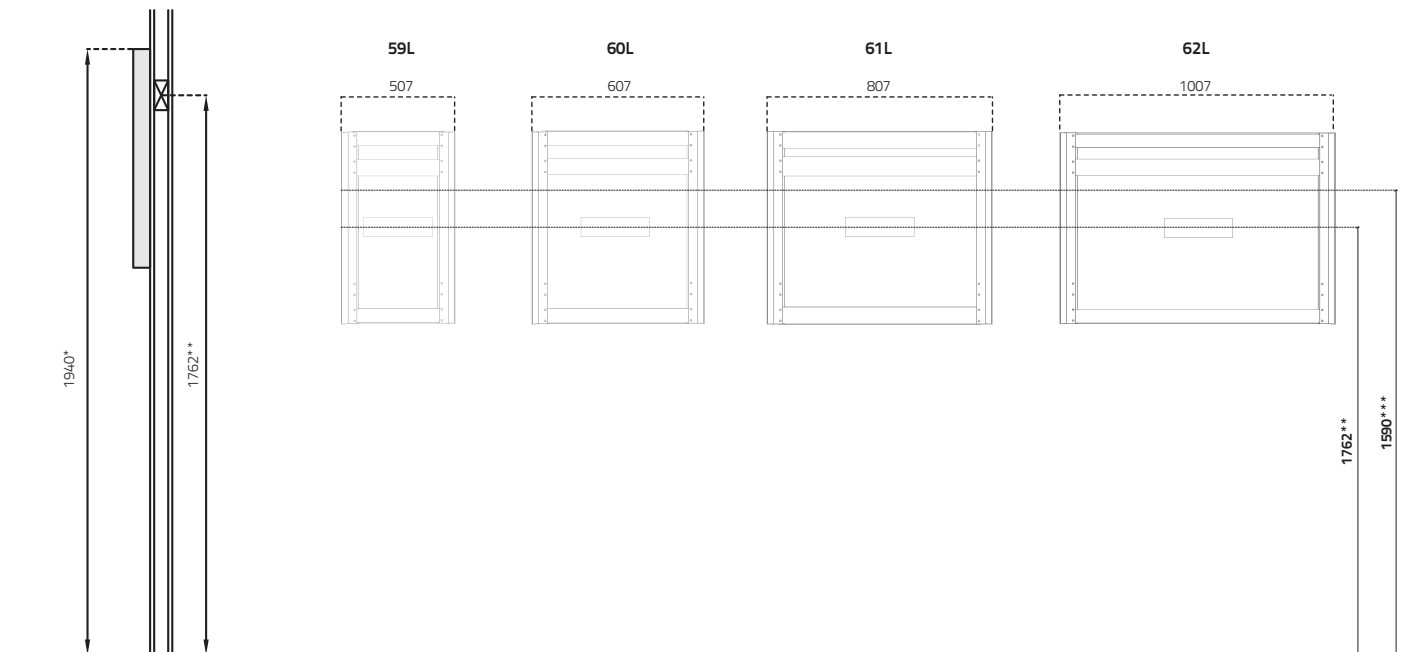
All furniture is supplied fully assembled. Before drilling any holes make sure there are no water pipes or electrical cables buried within the wall. All measurements are for guidance only, for exact measurements please check each supplied product.

**We recommend that all products should be installed by a professional fitter.** All measurements are in mm. All products supplied must be carefully inspected before fitting. If a product is found to be defective after or through incorrect fixing, Miller from Sweden Ltd. will not be held liable.

Side view

59, 60, 61, 62, 63  
59L, 60L, 61L, 62L

### LINEAR LED MIRROR FIXING



\* Recommended height from floor  
\*\* Fixing inside wall

\*\* To the centre of the mounting holes  
\*\*\* Placing electrical outlet in the wall

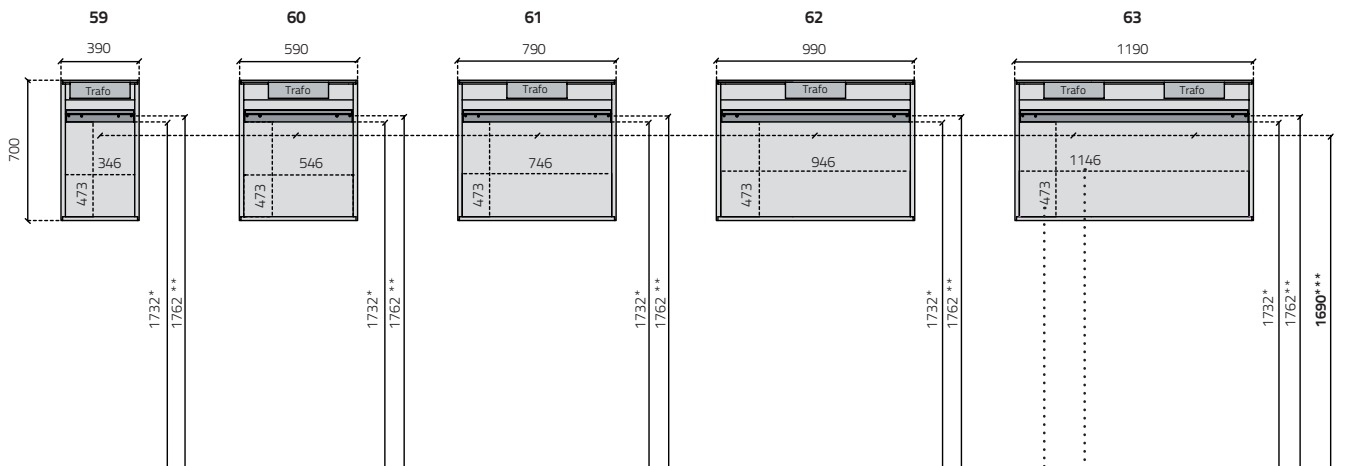
## ELECTRICAL AND FIXING MIRRORS

We recommend that all products should be installed by a professional fitter. All measurements are in mm.

All products supplied must be carefully inspected before fitting.

If a product is found to be defective after or through incorrect fixing, Miller from Sweden Ltd. will not be held liable.

View from back



\* Space for electrical connections  
\*\* To the centre mounting holes  
\*\*\* Placing electrical outlet in the wall

Measurements on the back of the mirror back marks the space for wiring. There is room to pull the cords inside the Transformer hanging strips.



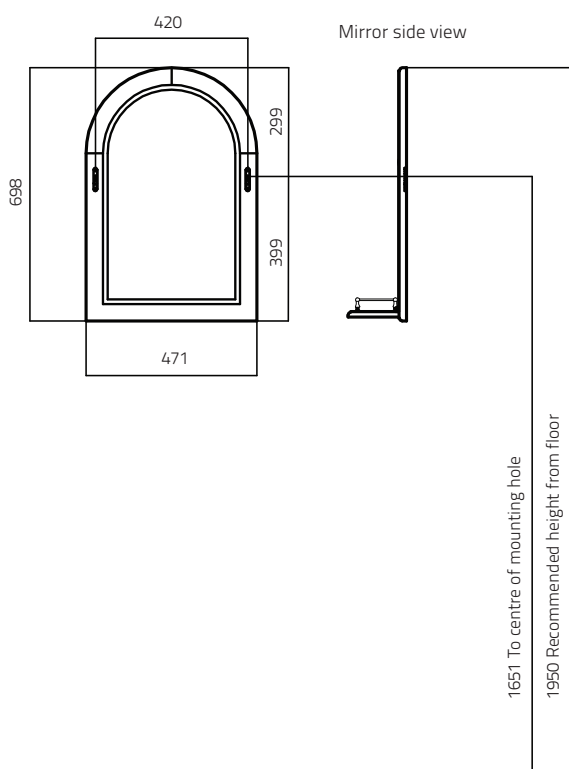
# Traditional 1903

## FIXING GUIDES

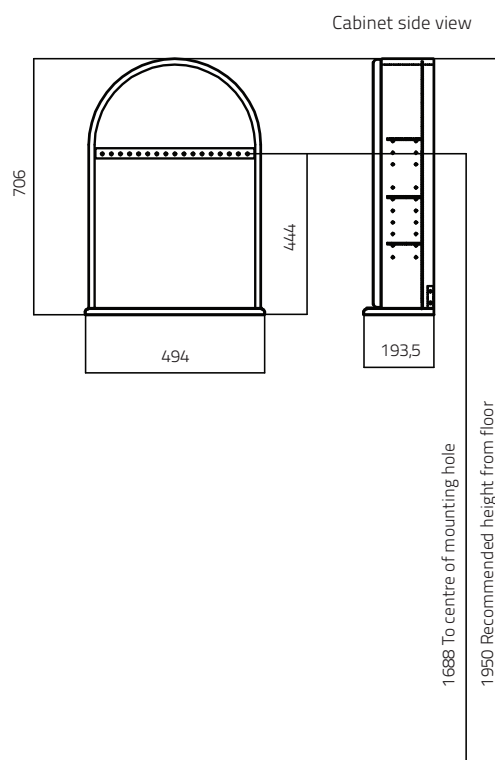
All furniture is supplied fully assembled. Before fixing we recommend that all doors and drawers are removed. Before drilling any holes make sure there are no water pipes or electrical cables buried within the wall. After identifying your product, the support baton supplied should be fixed as indicated below, and your installation can begin. All measurements are for guidance only, for exact measurements please

check each supplied product. We recommend that all products should be installed by a professional fitter. All measurements are in mm. **All products supplied must be carefully inspected before fitting. If a product is found to be defective after or through incorrect fixing, Miller from Sweden Ltd. will not be held liable.**

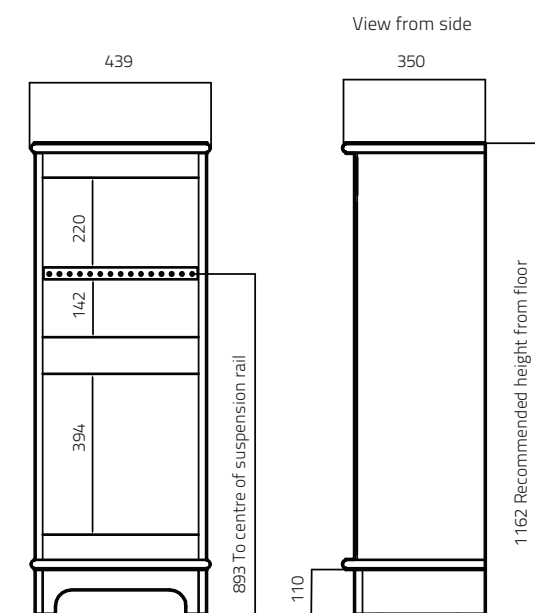
MIRROR 360



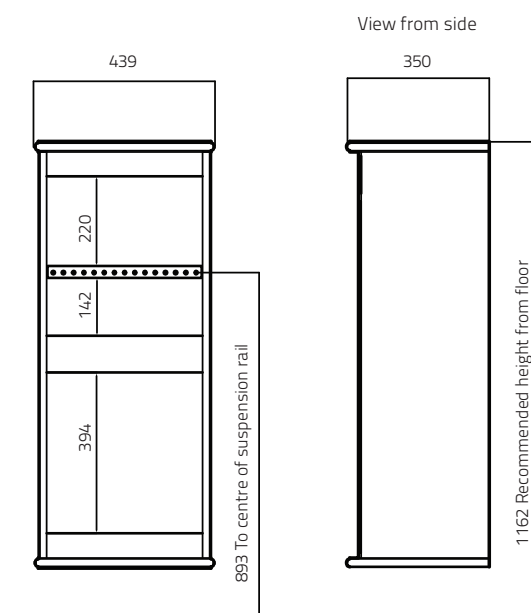
BATHROOM CABINET 353, 354



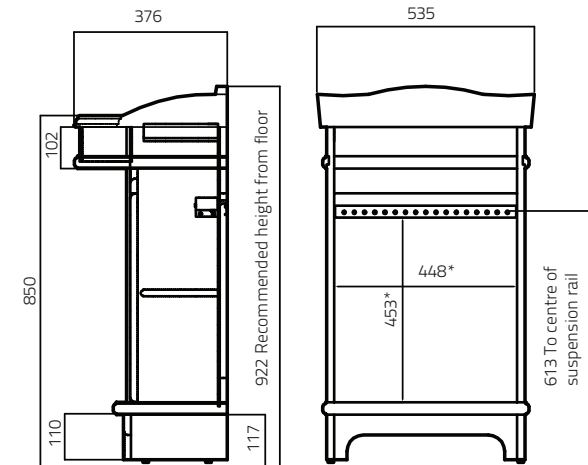
DISPLAY AND STORAGE CABINET 394, 395



DISPLAY AND STORAGE CABINET 1394, 1395

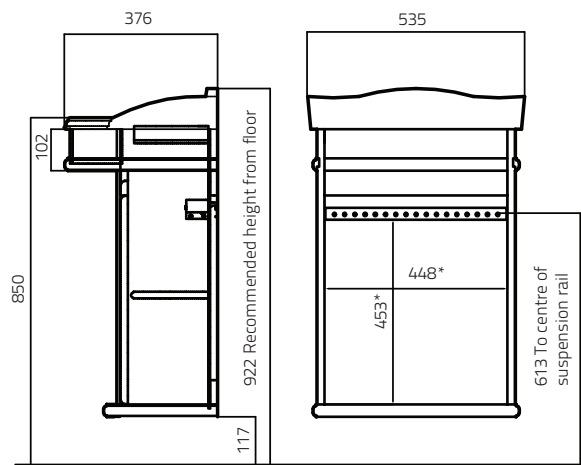


VANITY WITH DOORS 384



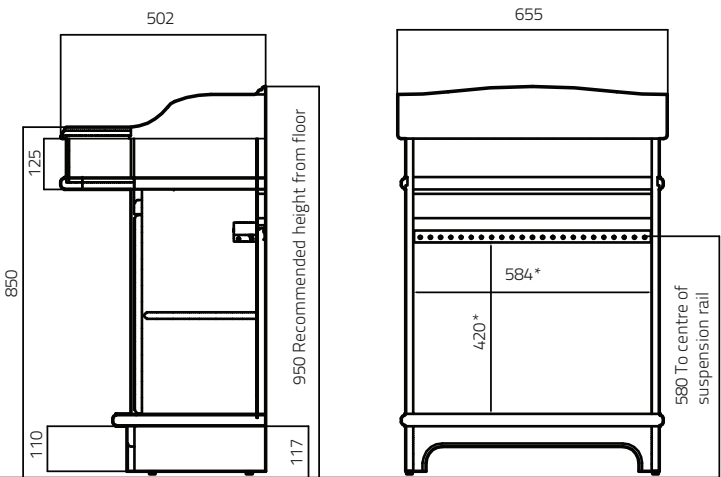
\* Space for plumbing

VANITY WITH DOORS 1384



\* Space for plumbing

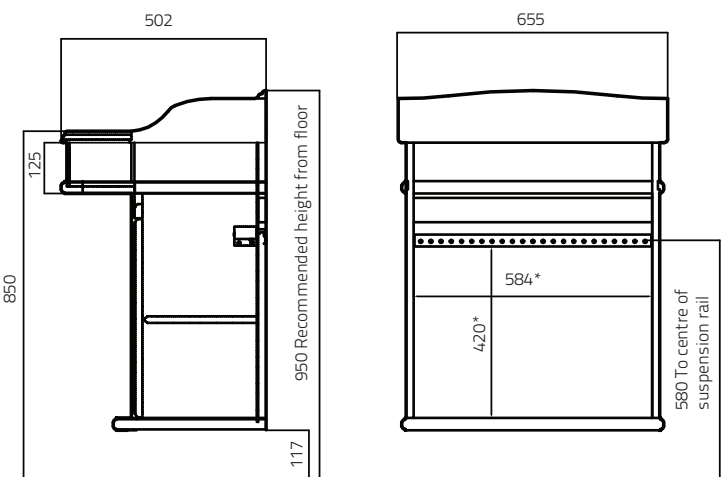
VANITY WITH DOORS 386, VANITY WITH DRAWERS 389



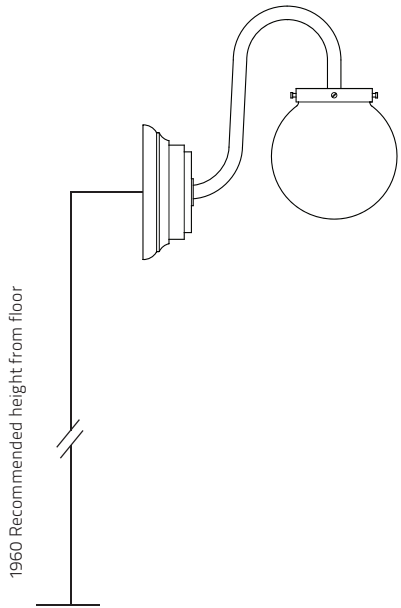
\* Space for plumbing

BATHROOM LIGHT 301C


VANITY WITH DOORS 1386, VANITY WITH DRAWERS 1389



\* Space for plumbing




*Your Way the Miller Way*



*Miller*

FINE BATHROOM INTERIORS

*Your Way the Miller Way*



*Miller*

FINE BATHROOM INTERIORS



*Miller*  
FINE BATHROOM INTERIORS

MILLER FROM SWEDEN LTD.  
Unit 16, Thame Park Business Centre  
Wenman Road, Thame OX9 3XA, England  
Tel: +44 (0) 1844 264800  
Fax: +44 (0) 1844 261134  
E-mail: [sales@millerbathrooms.co.uk](mailto:sales@millerbathrooms.co.uk)  
[www.millerbathrooms.co.uk](http://www.millerbathrooms.co.uk)

*Your way.  
The Miller Way.*